



FLORISSANT CITY COUNCIL AGENDA
City Hall
955 rue St. Francois
Monday, September 24, 2018
7:30 PM
Karen Goodwin, MMC/MRCC



I. PLEDGE OF ALLEGIANCE

II. ROLL CALL OF MEMBERS

III. APPROVAL OF MINUTES

- Meeting minutes of September 10, 2018

IV. HEARING FROM CITIZENS

(Speaker cards are available at the entrance to the Council Chambers)

V. COMMUNICATIONS

VI. PUBLIC HEARINGS

18-08-027 (Ward 4) Application Staff Rept	Request to authorize an amendment to Special Use Permit No. 8223 to Grace & Mercy Adult Program II, LLC d/b/a Grace and Mercy Adult Program to allow for the addition of an adult day care to a Banquet/Event Center in a B-3 Zoning District for the property located at 11 Patterson Plaza Shopping Center. (Planning and Zoning recommended approval on 7/16/18)(Postponed to this date on September 10, 2018)	Juanita Gullet
----------------------------------------------------	-------------------------------------------------------------------------------------------------------------------------------------------------------------------------------------------------------------------------------------------------------------------------------------------------------------------------------------------------------------------------------------------------------------------	-------------------

VII. OLD BUSINESS

A. BILLS FOR SECOND READING

9415 Memo	Ordinance authorizing a transfer a total of \$40,000 of which \$8,000 is transferred from account no. 09-5-09-3247 "Office Supplies-Parks" and \$25,000 from account no. 09-5-09-13010 "Park Improvement-Benefits" and \$7000 from account no. 5-09-54440 "Park Improvement Publicity" to account no. 5-09-10000 "Salaries" for the purpose of supplementing salaries through the end of the fiscal year.	Caputa
--------------	-----------------------------------------------------------------------------------------------------------------------------------------------------------------------------------------------------------------------------------------------------------------------------------------------------------------------------------------------------------------------------------------------------------	--------

9416 Memo	Ordinance authorizing a transfer of \$1000 from 09-5-09-42450 “Dues, Travel, and Training” to account no.09-5-09-14000 “Residency Incentive Program” for the purpose of supplementing the incentive program through the remainder of the fiscal year.	Caputa
9417 Memo	Ordinance authorizing a transfer of \$20,000 from account no. 01-5-46-10030 “Bangert Salaries” to account no. 01-5-06-10000 “Salaries” to supplement golf payroll through the end of the fiscal year.	Caputa
9419 Memo	Ordinance authorizing a transfer of \$40,000 from account no. 03-5-03-52000 “Street Contracts” of which \$10,000 is transferred to account no. 03-5-03-29000 “Building maintenance and Supplies” and \$30,000 is transferred to account no. 03-5-03-30010 “Equipment Repairs –Vehicles” for equipment and building maintenance through the end of the fiscal year.	Caputa
S9425	Ordinance to issue an amendment to B-5 Ordinance No. 8251 to HZ Props Re, LTD d/b/a Popeye’s to allow for changes in the development plan in an existing b-5 Zoning District including site and material changes for the property located at 955 N. Hwy 67.	Henke
9426 Memo	Ordinance authorizing an appropriation of \$27,000 from the Public Safety Fund of which \$20,000 is appropriated to account no. 17-5-17-26000 “Utilities-Court” and \$7,000 is appropriated to account no. 17-5-17-29000 “Building Maintenance & Supplies-Court” to cover utilities and maintenance costs for the new court building and police annex.	Caputa
9428 Memo	Ordinance authorizing a transfer of \$200,000 from account no. 49-10000 “Police-Salaries” to account no. 40-10000 “Administration-Salaries” and a transfer of \$200,000 from account no. 49-13000 “Police Benefits” to cover various administrative salary expenses through the end of the fiscal year.	Caputa
9429 Memo	Ordinance authorizing a transfer of \$42,000 from account no. 45-10000 “Playground-Salaries” to account no. 36-10000 “IT-Salaries” and \$6,000 from account no. 45-13000 “Playground-Benefits” to account no’s 36-10000 “IT-Salaries” and 36-13000 “IT-Benefits” to cover IT salaries and benefits through the end of the fiscal year.	Caputa

VIII. NEW BUSINESS

A. BOARD APPOINTMENTS

B. BILLS FOR FIRST READING

9431 Memo	Ordinance authorizing a transfer of \$3,000 from account no. 01-5-42-50010 "Health Department-Professional Services" to account no. 01-5-42-26000 "Health Department-Utilities" for the purpose of covering utility expenses through the end of the fiscal year.	Caputa
9432 Memo	Ordinance authorizing an amendment to revenue account no. 01-43490 "Grant Revenue" in the amount of \$9,947.76 and an appropriation of the same amount to account no. 01-5-49-21000 "Police Uniforms" for the purchase of ballistic vests from grant funds received.	Caputa
9433 Memo	Ordinance authorizing an appropriation of \$5,000 from the General Revenue Fund to account no. 01-5-40-54010 "Service Awards" to cover expenses for the annual employee appreciation lunch.	Caputa
E9434 Memo	Ordinance authorizing an appropriation of \$3,000 from the General Revenue Fund to account no. 01-5-40-50062 "Advertising" to cover advertising costs through the end of the fiscal year.	Caputa

IX. COUNCIL ANNOUNCEMENTS

X. MESSAGE FROM THE MAYOR

XI. ADJOURNMENT

THIS AGENDA WAS POSTED AT THE FLORISSANT CITY HALL SEPTEMBER 21, 2018 AT 12:00 PM ON THE BULLETIN BOARD OUTSIDE THE COUNCIL CHAMBERS. ANY ONE WISHING TO ATTEND THE COUNCIL MEETING WHO HAS SPECIAL NEEDS SHOULD CONTACT THE CITY CLERK'S OFFICE AT 839-7630 OR TDD 839-5142 BY NOON ON MONDAY, SEPTEMBER 24, 2018.

CITY OF FLORISSANT



COUNCIL MINUTES

September 10, 2018

The Florissant City Council met in regular session at Florissant City Hall, 955 rue St. Francois on Monday, September 10, 2018 at 7:30 p.m. with Council President Caputa presiding. The Chair asked everyone in attendance to stand and join in reciting the Pledge of Allegiance.

On Roll Call the following Councilmembers were present: Eagan, Caputa, Schildroth, Henke, Pagano, Parson, Siam, Harris and Jones. Also present was City Attorney John Hessel and City Clerk Karen Goodwin. A quorum being present the Chair stated that the Council Meeting was in session for the transaction of business.

Councilman Harris moved to approve the Meeting and Executive Minutes of August 27, 2018, and the Work Session Minutes of August 21, 2018, seconded by Siam. Motion carried.

The next item on the Agenda was Hearing from Citizens.

1) Don Adams, 240 Francisca Dr., expressed his views regarding communication between the city and the residents and also concerns regarding Tire Zone.

2) Rosemary Batteas, 8 Weymouth Ct., expressed her opposition to the proposed Dollar General and maintaining their quiet, safe neighborhood.

The next item on the Agenda was Communications of which there were none.

The next item on the Agenda was Public Hearings.

The City Clerk reported that Public Hearing #18-08-026 to be held this night on a Request to issue an amendment to B-5 Ordinance No. 8251 to HZ Props Re, LTD d/b/a Popeye's to allow for changes in the development plan in an existing B-5 Zoning District including site and material changes for the property located at 955 N Hwy 67 had been postponed to this date from August 13, 2018. The Chair declared the Public Hearing to be open and invited those who wished to be heard to come forward.

Councilman Henke stated that essentially the brick and landscaping issues have been resolved. He asked the petitioner if the cross-access agreement between Popeye's and Marty Cancila had been

33 settled. **Tim Barley**, petitioner, responded that Popeye's has agreed to keep the access open for
34 vehicles egress. They will do their best to correct the 3 foot slope and not affect drainage to the lot.
35 Also, they will pave the area and make the transition between lots acceptable.

36 Mr. Hessel encouraged both Popeye's and Cancila's to keep in touch with Phil Lum so that the
37 city can amend the present bill to make sure that the access easement is properly included in the bill,
38 and that it will be specially identified. Mr. Hessel clarified that the amended bill will allow for the
39 building, as constructed, to remain and will not be required to be reconstructed with brick. This will be
40 required to be completed before the next Council meeting, in two weeks.

41 The Chair asked if there were any citizens who would like to speak on said public hearing.
42 Being none, Councilman Eagan moved to close P.H. #18-08-026, seconded by Caputa. Motion carried.

43 The City Clerk reported that Public Hearing #18-08-027 to be held this night on a Request to
44 authorize an amendment to Special Use Permit No. 8223 to Grace & Mercy Adult Program II, LLC
45 d/b/a Grace and Mercy Adult Program to allow for the addition of an adult day care to a Banquet/Event
46 Center in a B-3 Zoning District for the property located at 11 Patterson Plaza Shopping Center had been
47 postponed to this date from August 27, 2018. The Chair declared the Public Hearing to be open and
48 invited those who wished to be heard to come forward.

49 As a result of no petitioner in attendance, Councilman Caputa moved to postpone P.H. #18-08-
50 027 to 9/24/18, seconded by Pagano. Motion carried.

51 The City Clerk reported that Public Hearing #18-08-028 to be held this night on a Request to
52 authorize a Special Permit to Knights of Columbus Duchesne Council #2951 to allow for a digital sign
53 face change in an existing HR Historic Residential District for the property located at 50 rue St.
54 Francois had been postponed to this date from August 27, 2018. The Chair declared the Public Hearing
55 to be open and invited those who wished to be heard to come forward.

56 Tony Lewis, Mason Sign Co., stated that the Knights would like to install an LED, changeable
57 message center at the Knights Grounds on the Washington Street side of the site. It will be a face
58 change to the existing sign. In regards to Councilman Parson's question, Mr. Lewis stated that they
59 will follow all the ordinances of the city regarding safety and duration. He added they have an
60 adjustable auto feature that tones down the brightness of the sign at night. They will program the sign
61 to the city's specifications and requirements. Since Councilmen Eagan and Schildroth are both
62 members of the Knights of Columbus, they will be abstaining from voting.

63 The Chair asked if there were any citizens who would like to speak on said public hearing.
64 Being none, Councilman Henke moved to close P.H. #18-08-028, seconded by Jones. Motion carried.

65 Councilman Eagan moved for a 5 minute recess, seconded by Caputa. Motion carried.

66 Councilman Caputa moved that Bill No. 9413 An Ordinance transferring \$15,000 from Acct.
67 No. 09-5-09-51470 "Park Pavement Repairs" to Acct. No. 09-5-09-29000 "Building Maintenance and
68 Repairs" for the purpose of supplementing various building repairs before the end of the fiscal year be
69 read for a second time, seconded by Pagano.

70 Councilman Eagan made a statement criticizing the administration for the development and
71 execution of the 2018 Budget and for ignoring the retirement incentive ordinance. Although he was in
72 favor of the retirement incentive, Councilman Jones reminded everyone that he voted against last year's
73 budget. Councilman Eagan suspended the rules in order to hear from the Finance Director, Kimberlee
74 Johnson, seconded by Henke. Motion carried.

75 Ms. Johnson appeared before the Council. She prefaced her statement by stating that she is new
76 to the position, but had found the staff very dedicated and helpful in an effort to work together during
77 the transition. She added that it was especially invaluable that the Assistant Finance Director was
78 already in position as trainer since almost the entire staff was new. Knowing that the retirement
79 incentive program was a topic which could affect both the budget and city finances, she worked
80 diligently on its review. She stated that the program was structured well.

81 Working with all the department heads regarding projections for their payroll and "tweaking"
82 certain Parks Department items on this agenda, Kimberlee provided explanatory memos for each bill.
83 It was a matter of simply moving line items within already budgeted accounts. She supplied
84 spreadsheets to the Councilmembers regarding projections. The Council reviewed and discussed the
85 various changes indicated on the spreadsheets. She stated that there will be a \$300,000 to \$350,000
86 budget surplus in the General Fund.

87 Councilman Parson asked if Ms. Johnson could, at this time, present each item individually as it
88 came up, rather than looking at the budget as a whole. He asked if there was a possibility that the parks
89 boiler could cost more than was indicated in this bill. He also asked if the boiler could be repaired.
90 Ms. Johnson stated that the way should understand the situation; the boiler could not be repaired and
91 was in fact in a dangerous condition. It is being monitored daily for safety concerns and needs to be
92 replaced. Councilwoman Pagano stated that she did not understand how a surplus has now been found.

93

94 On the motion for a second reading, motion carried and Bill No. 9413 was read for a second
95 time. Councilman Caputa moved that Bill No. 9413 be read for a third time, seconded by Henke.
96 Motion carried and Bill No. 9413 was read for a third and final time and placed upon its passage.

97 Before the final vote all interested persons were given an opportunity to be heard.

98 Don Adams, 240 Francisca, questioned why there was extra money in the budget.

99 Being no other citizens who wished to speak, on roll call the Council voted: Eagan yes, Caputa
100 yes, Schildroth yes, Henke yes, Pagano yes, Parson yes, Siam yes, Harris yes and Jones. Whereupon
101 the Chair declared Bill No. 9413 to have passed and became Ordinance No. 8441.

102 Councilwoman Pagano moved to accept Substitute Bill 9414 An Ordinance transferring
103 \$61,000 from Acct. No. 01-5-44-10000 "Salaries-Community & Civic Center" to Acct. No. 5-47-10000
104 "Salaries-Recreation-Parks" and a transfer of \$6000 from the Acct. No. 01-5-44-13000 "Benefits
105 Community & Civic Center" to 01-5-47-13000 "Benefits Recreation-Parks" for the purpose of
106 supplementing payroll and benefits for the remainder of the fiscal year, seconded by Caputa. Motion
107 carried. Councilwoman Pagano moved that Substitute Bill No. 9414 be read for a second time,
108 seconded by Caputa.

109 Councilwoman Pagano questioned the differences in the substitute bill as compared to the
110 original bill. Ms. Johnson stated the initial review reflected a quicker view of the figures. When she
111 had more time to complete a thorough review this week, she adjusted some of the figures.
112 Considerable discussion was had regarding projections in the Parks Department accounts and the effect
113 of the retirement incentive program on the budget. Councilman Eagan asked if the Council did not pass
114 this bill, would anyone in Parks be laid off. Ms. Johnson responded that salaries and benefits would be
115 attributed in the negative by that amount. The numbers would be skewed.

116 Ms. Johnson added that when new programs are implemented, deciding on how things need to
117 be accounted for, estimating tax revenue, setting up new bank accounts, making allocations, estimating
118 raises, organizing all the supporting paperwork is quite an under taking. She felt that Mr. Mc Daniel
119 was attempting to play it safe when a good estimate was not available. She added that he did a good
120 job with so many unknown variables. The surplus is not a bad thing.

121 On the motion for a second reading, motion carried and Substitute Bill No. 9414 was read for a
122 second time. Councilman Caputa moved that Substitute Bill No. 9414 be read for a third time,
123 seconded by Harris. Motion carried and Substitute Bill No. 9414 was read for a third and final time and
124 placed upon its passage.

125 Don Adams, 240 Francisca, asked if the new budget started December 1st. He suggested tabling
126 this bill.

127 Councilwoman Pagano stated that she did not feel that all these bills should be discussed now.
128 The Council should have had more time to review the bills and there should have been a work session.
129 Councilmen Jones agreed.

130 Before the final vote all interested persons were given an opportunity to be heard. Being no
131 other citizens who wished to speak, on roll call the Council voted: Eagan yes, Caputa no, Schildroth
132 yes, Henke yes, Pagano no, Parson yes, Siam no, Harris yes and Jones no. Whereupon the Chair
133 declared Substitute Bill No. 9414 to have passed and became Ordinance No. 8442.

134 Councilman Caputa moved to accept Substitute Bill 9415 An Ordinance authorizing a transfer
135 of \$5000 from Act. No. 09-5-09-27470 "Gasoline" to Acct. No. 09-5-09-10000 "Salaries" and transfer
136 an additional \$5000 from Acct. No. 09-5-09-51470 "Park Pavement Repairs" to Acct. No. 5-09-10000
137 "Salaries" for the purpose of supplementing salaries through the end of the fiscal year seconded by
138 Eagan. Motion carried. Councilman Eagan asked if anyone would be laid off between now and the
139 next Council Meeting. Ms. Johnson replied no one would be laid off.

140 Councilman Parson moved to postpone Substitute Bill No. 9415 until 9/24/2018 in order to have
141 a work session, seconded by Jones. Motion carried.

142 Councilman Caputa moved that Bill No. 9416 An Ordinance authorizing a transfer of \$1000
143 from 09-5-09-42450 "Dues, Travel and Training" to Acct. No. 09-5-09-14000 "Residency Incentive
144 Program" for the purpose of supplementing the residency incentive program through the remainder of
145 the fiscal year be read for a second time, seconded by Henke.

146 Councilman Eagan asked if anyone would be laid off between now and the next Council
147 Meeting. Ms. Johnson replied no one would be laid off.

148 Councilman Eagan moved to postpone Substitute Bill No. 9416 until 9/24/2018, seconded by
149 Pagano. Motion carried.

150 Councilman Caputa moved to accept Substitute Bill No. 9417 An Ordinance authorizing a
151 transfer of \$10,000 from Acct. 01-5-06-28020 "Concessions" to Acct. No. 01-5-06-10000 "Salaries" to
152 supplement payroll through the end of the fiscal year for the Parks Department seconded by Eagan.
153 Motion carried. Councilman Caputa moved that Substitute Bill No. 9417 be read for a second time,
154 seconded by Henke.

155

156 Councilman Eagan asked if the salaries for the Golf Course can last two weeks and Ms. Johnson
157 replied yes.

158 Councilwoman Pagano moved to postpone Substitute Bill No. 9417 until 9/24/2018, seconded
159 by Parson. Motion carried.

160 Councilman Caputa moved that Bill No. 9418 An Ordinance authorizing an appropriation of
161 \$10,000 from the General Revenue Fund to Acct. No. 01-5-06-10000 "Golf Course Salaries" to cover
162 additional salary requirements due to additional tournaments through the end of the fiscal year be read
163 for a second time. Bill No. 9418 died for lack of a second.

164 Councilman Caputa moved that Bill No. 9419 An Ordinance authorizing a transfer of \$40,000
165 from Acct. No. 03-5-03-52000 "Street Contracts" of which \$10,000 is transferred to Acct. No. 03-5-03-
166 29000 "Building Maintenance and Supplies" and \$30,000 is transferred to Acct. No. 03-5-03-30010
167 "Equipment Repairs-Vehicles" for equipment and building maintenance through the end of the fiscal
168 year be read for a second time, seconded by Jones.

169 Councilman Eagan asked if the repairs could wait two weeks. Mr. Hughes, Director of PW,
170 stated that repairs to the fleet or building repairs might have to wait until the bill passed.

171 Councilwoman Pagano moved to postpone Substitute Bill No. 9419 until 9/24/2018, seconded
172 by Jones. Motion carried.

173 Councilwoman Pagano moved that Bill No. 9420 An Ordinance authorizing an appropriation of
174 \$210,910 from the Sewer Lateral Fund to Acct. No. 04-5-80-50000 "Professional Services" to fund the
175 joint project between the city and the Metropolitan Sewer District for the installation of back-up
176 prevention devices for several residences be read for a second time, seconded by Caputa. Motion
177 carried and Bill No. 9420 was read for a second time. Councilman Caputa moved that Bill No. 9420 be
178 read for a third time, seconded by Pagano. Motion carried and Bill No. 9420 was read for a third and
179 final time and placed upon its passage.

180 Before the final vote all interested persons were given an opportunity to be heard. Being no
181 citizens who wished to speak, on roll call the Council voted: Eagan yes, Caputa yes, Schildroth yes,
182 Henke yes, Pagano yes, Parson yes, Siam yes, Harris yes and Jones yes. Whereupon the Chair
183 declared Bill No. 9420 to have passed and became Ordinance No. 8443.

184 The next item on the Agenda was Board Appointments.

185 Councilman Caputa moved to appoint Tim Lee, 1877 Don Donna, to the Planning & Zoning
186 Commission as a member from Ward 1 for a term expiring on 9/10/2022, seconded by Caputa. Motion
187 carried.

188 Councilwoman Pagano moved to reappoint John Martine, 2 Duchesne, to the Planning &
189 Zoning Commission as a member from Ward 7 for a term expiring on 8/25/2022, seconded by Caputa.
190 Motion carried.

191 Councilman Siam moved to reappoint Quoran Brown-El, 1440 Yearling, to the Citizens
192 Participation Committee as a member from Ward 9 for a term expiring on 7/11/2018, seconded by
193 Eagan. Motion carried.

194 Councilman Caputa introduced Bill No. 9411 An Ordinance to authorize a Special Permit to
195 Knights of Columbus Duchesne Council #2951 to allow for a digital sign face change in an existing HR
196 Historic Residential District for the property located at 50 rue St. Francois and said Bill was read for the
197 first time. Councilman Henke moved that Bill No. 9411 be read for a second time, seconded by Jones.
198 Motion carried and Bill No. 9411 was read for a second time. Councilman Henke moved that Bill No.
199 9411 be read for a third time, seconded by Jones. On roll call the Council voted: Eagan abstain,
200 Caputa yes, Schildroth abstain, Henke yes, Pagano yes, Parson yes, Siam yes, Harris yes and Jones yes.
201 Having received the unanimous vote of all members present Bill No. 9411 was read for a third and final
202 time and placed upon its passage.

203 Before the final vote all interested persons were given an opportunity to be heard.

204 Being no persons who wished to speak, on roll call the Council voted: Eagan abstain, Caputa
205 yes, Schildroth abstain, Henke yes, Pagano yes, Parson yes, Siam yes, Harris yes and Jones yes.
206 Whereupon the Chair declared Bill No. 9411 to have passed and became Ordinance No. 8444.

207 Councilman Caputa introduced Bill No. 9424 An Ordinance authorizing an amendment to
208 Chapter 125 "Personnel" Subsection 125.220 "Promotion Lists" by removing the limit for officers to
209 remain on the promotion list and said Bill was read for the first time. Councilman Caputa moved that
210 Bill No. 9424 be read for a second time, seconded by Eagan. Motion carried and Bill No. 9424 was
211 read for a second time. Councilman Eagan moved that Bill No. 9424 be read for a third time,
212 seconded by Caputa. On roll call the Council voted: Eagan yes, Caputa yes, Schildroth yes, Henke
213 yes, Pagano yes, Parson yes, Siam yes, Harris yes and Jones yes. Having received the unanimous vote
214 of all members present Bill No. 9424 was read for a third and final time and placed upon its passage.

215 Before the final vote all interested persons were given an opportunity to be heard.

216 Being no persons who wished to speak, on roll call the Council voted: Eagan yes, Caputa yes,
217 Schildroth yes, Henke yes, Pagano yes, Parson yes, Siam yes, Harris yes and Jones yes. Whereupon the
218 Chair declared Bill No. 9424 to have passed and became Ordinance No. 8445.

219 Councilman Caputa introduced Bill No. 9425 An Ordinance issuing an amendment to B-5
220 Ordinance No. 8251 to HZ Props Re, LTD d/b/a Popeye's to allow for changes in the development
221 plan in an existing B-5 Zoning District including site and material changes for the property located at
222 955 N Hwy 67 and said Bill was read for the first time by title only.

223 Councilman Caputa introduced Bill No. 9426 An Ordinance authorizing an appropriation of
224 \$27,000 from the Public Safety Fund of which \$20,000 is appropriated to Acct. No. 17-5-17-26000
225 "Utilities-Court" and \$7000 is appropriated to Acct. No. 17-5-17-29000 "Building Maintenance &
226 Supplies-Court" to cover utilities and maintenance costs for the new court building and police annex
227 and said Bill was read for the first time. Councilman Eagan moved that Bill No. 9426 be read for a
228 second time, seconded by Caputa.

229 Councilman Eagan asked if this appropriation could wait two weeks. Ms. Johnson stated that
230 they could borrow funds from another department.

231 Councilman Eagan moved to postpone Substitute Bill No. 9426 until 9/24/2018, seconded by
232 Jones. Motion carried.

233 Councilman Caputa introduced Bill No. 9427 An Ordinance authorizing an appropriation of
234 \$40,000 from the Public Safety Fund to Acct. No. 17-5-17-61000 "Capital Additions" to cover utility
235 costs for the Municipal Court Division and Police Annex and said Bill was read for the first time.
236 Councilman Eagan moved that Bill No. 9427 be read for a second time for the purpose of discussion,
237 seconded by Caputa.

238 Councilman Eagan asked if this appropriation could wait two weeks. Ms. Johnson responded
239 they were actually in a negative line item position on that account. Construction utilities, custodial
240 supplies and a janitor for the court building had not been budgeted for.

241 On the motion for a second reading, motion carried and Bill No. 9427 was read for a second
242 time. Councilman Eagan moved that Bill No. 9427 be read for a third time, seconded by Caputa. On
243 roll call the Council voted: Eagan yes, Caputa yes, Schildroth yes, Henke yes, Pagano yes, Parson yes,
244 Siam yes, Harris yes and Jones yes. Having received the unanimous vote of all members present Bill
245 No. 9427 was read for a third and final time and placed upon its passage.

246 Before the final vote all interested persons were given an opportunity to be heard.

247 Don Adams, 240 Francisca, asked why construction utilities and supplies for the courts had not
248 been figured in.

249 Being no other persons who wished to speak, on roll call the Council voted: Eagan yes, Caputa
250 yes, Schildroth yes, Henke yes, Pagano yes, Parson yes, Siam yes, Harris yes and Jones yes.
251 Whereupon the Chair declared Bill No. 9427 to have passed and became Ordinance No. 8446.

252 Councilman Caputa introduced Bill No. 9428 An Ordinance authorizing a transfer of \$200,000
253 from Acct. No. 49-10000 "Police Salaries" to Acct. No. 40-10000 "Administration Salaries" and a
254 transfer of \$200,000 from Acct. No. 49-13000 "Police Benefits" to cover various administrative salary
255 expenses through the end and said Bill was read for the first time by title only.

256 Councilman Caputa introduced Bill No. 9429 An Ordinance authorizing a transfer of \$42,000
257 from Acct. No. 45-10000 "Playground Salaries" to Acct. No. 36-10000 "IT Salaries" and \$6,000 from
258 Acct. No. 45-13000 "Playground Benefits" to Acct. No. 36-10000 "IT Salaries" and 36-10000 "IT
259 Benefits" to cover IT salaries and benefits through the end of the FY and said Bill was read for the first
260 time by title only.

261 Councilman Caputa introduced Bill No. 9430 An Ordinance authorizing a transfer of \$10,000
262 from Acct. No. 46-1000 to Acct. No. 36-32000 "Office Supplies & Software" for the purchase of
263 timekeeping software and interface and said Bill was read for the first time. Councilman Caputa
264 moved that Bill No. 9430 be read for a second time, seconded by Eagan. Motion carried and Bill No.
265 9430 was read for a second time. Councilman Jones moved that Bill No. 9430 be read for a third
266 time, seconded by Caputa. On roll call the Council voted: Eagan yes, Caputa yes, Schildroth yes,
267 Henke yes, Pagano yes, Parson yes, Siam yes, Harris yes and Jones yes. Having received the
268 unanimous vote of all members present Bill No. 9430 was read for a third and final time and placed
269 upon its passage.

270 Before the final vote all interested persons were given an opportunity to be heard.

271 Being no persons who wished to speak, on roll call the Council voted: Eagan yes, Caputa yes,
272 Schildroth yes, Henke yes, Pagano yes, Parson yes, Siam yes, Harris yes and Jones yes. Whereupon the
273 Chair declared Bill No. 9430 to have passed and became Ordinance No. 8447.

274 As an after note, Steve Weirsmueller, IT Director, explained that this software was implemented
275 by the Police Department and has drastically reduced the amount of time needed to process their
276 payroll. It is a much more efficient way to process employees' payroll and he recommends it for the

277 entire city. Timesheets will also automatically be imported by the finance department once it has been
278 completed and signed off by each department head.

279 The next item on the Agenda was Council Announcements.

280 Councilman Harris stated that he attended the outstanding production of Newsies at the
281 Florissant Theatre. He encouraged everyone to attend. On October 20th there will be another trash
282 pick- up day on Mullanphy.

283 Councilman Jones encouraged residents to donate canned goods and volunteer their time at
284 T.E.A.M. Food Pantry located on St. Catherine Street. He stated that the administration, the Council
285 and the police department are aware of the trash problem within the City and are working together to
286 solve the problem. He and Councilman Caputa are reviewing the Noise Ordinance in regards to
287 construction work.

288 Councilman Eagan announced that on October 20th there will be the annual “Race to the
289 Shrine,” a 5K run through Old Town. The event will begin with a kick ball tournament at the Knights
290 Grounds with many activities to follow. The Bob Kuban Band will perform that evening as well. On
291 October 21 there will be a Valley of Flowers fundraiser at Hendel’s Restaurant. They are close to
292 breaking ground on the Dunkin Donuts in Ward 3.

293 Councilman Schildroth announced that Helfer’s Pastries is celebrating their 41st Anniversary on
294 September 18th. On September 22 there will be a cupcake decorating contest. The Fall Festival will be
295 held on October 14 and reminded everyone to participate in the Chili Cook-Off at Click Heating &
296 Cooling.

297 Councilman Henke encouraged everyone to pick-up litter in their neighborhoods. The Veterans
298 will be hosting a 9/11 Service at 7 pm. There will be a benefit fundraiser for Councilman Henke’s
299 grandson Lucas in Wentzville at Knights of Columbus on Friday 9/14.

300 Councilman Caputa reminded residents not to leave their fire arms in their vehicles and to keep
301 their porch lights on in order to help deter crime. He encouraged residents to join their local
302 Neighborhood Watch Program. On September 22 at St. Ferdinand Park there will be a Suicide
303 Prevention Awareness fundraiser.

304 The next item on the Agenda was Mayor Announcements.

305 Mayor Schneider suggested having a “Anti-Litter” table at the Florissant Fall Festival in
306 conjunction with the EQC. On September 11th, the VFW will host a commemorative ceremony in
307 honor of the victims of 9/11. The Senior Town Hall Meeting will be held September 13th at the Eagan

308 Center. On September 22 at St. Ferdinand Park there will be a Suicide Prevention Awareness
309 fundraiser. The Community Development Block Grant Public Hearing is scheduled for the next
310 Council Meeting on 9/24. On 9/26, a plaque will be installed on the Walk of History honoring Mayor
311 Lowery, Sr. He recently attended a panel discussion in Jefferson City regarding distracted driving with
312 cell phones and texting. MODOT was in attendance to discuss safety and the importance of passing
313 Prop D.

314 The Council President announced that the next regular City Council Meeting was scheduled for
315 Monday, September 24, 2018 at 7:30 pm.

316 Councilman Jones moved to adjourn the meeting, seconded by Siam. Motion carried. The
317 meeting was adjourned at 10:02 p.m.

318

319

320

Karen Goodwin, City Clerk

321 The following Bills were signed by the Mayor:

322	Bill No. 9413	Ord. 8441
323	SBill No. 9414	Ord. 8442
324	Bill No. 9420	Ord. 8443
325	Bill No. 9411	Ord. 8444
326	Bill No. 9424	Ord. 8445
327	Bill No. 9427	Ord. 8446
328	Bill No. 9430	Ord. 8447
329		

1 INTRODUCED BY COUNCILMAN CAPUTA
2 AUGUST 27, 2018

3
4 BILL NO. 9408

ORDINANCE NO.

5
6

7 **ORDINANCE TO AUTHORIZE AN AMENDMENT TO SPECIAL USE**
8 **PERMIT ALLOWING AN EVENT BANQUET CENTER, AUTHORIZED**
9 **IN ORDINANCE NO. 8223, TO METROPOLITAN EVENTS, LLC TO**
10 **ALLOW FOR THE ADDITIONAL USE AS AN ADULT DAY PROGRAM**
11 **FOR THE PROPERTY LOCATED AT 11 PATTERSON PLAZA**
12 **SHOPPING CENTER.**

13
14

WHEREAS, the Florissant Zoning Ordinance authorizes the City Council of the City of Florissant, by Special Use Permit, after public hearing thereon, to permit the location and operation of an adult day program; and

17
18

WHEREAS, the Florissant City Council previously granted a Special Use permit to Sonja Dulick d/b/a Metropolitan Events, LLC for the operation of an event banquet center at 11 Patterson Plaza Shopping Center, subject to certain conditions in accordance with ordinance 8223; and

21
22

WHEREAS, an application has also been filed by Sonja Dulick d/b/a Grace & Mercy Adult Program to operate an adult daycare for the same location; and

23
24

WHEREAS, the Planning and Zoning Commission of the City of Florissant at their meeting of July 16th, 2018 has recommended that the current Special Use Permit be amended to allow the additional Special Use; and

26
27

WHEREAS, due notice of public hearing no. 18-08-027 on said application to be held on the 13th of August, 2018 at 7:30 P.M. by the Council of the City of Florissant was duly published, held and concluded; and

29
30

WHEREAS, the Council, following said public hearing, and after due and careful consideration, has concluded that the granting of an amendment to the Special Use Permit authorized by Ordinance No. 8223 to allow the operation of an event/banquet center and the operation of an adult day care center at 11 Patterson Plaza Shopping Center, as hereinafter provided, would be in the best interest of the City of Florissant and will not adversely affect the health, safety, morals and general welfare of the City.

35
36

NOW, THEREFORE, BE IT ORDAINED BY THE COUNCIL OF THE CITY OF FLORISSANT, ST. LOUIS COUNTY, MISSOURI, AS FOLLOWS:

37

1 INTRODUCED BY COUNCILMAN CAPUTA
2 SEPTEMBER 10, 2018

3
4 SUBSTITUTE BILL NO. 9415 ORDINANCE NO.

5
6 **ORDINANCE AUTHORIZING A TRANSFER A TOTAL OF \$40,000 OF**
7 **WHICH \$8,000 IS TRANSFERRED FROM ACCOUNT NO. 09-5-09-3247**
8 **“OFFICE SUPPLIES-PARKS” AND \$25,000 FROM ACCOUNT NO. 09-5-**
9 **09-13010 “PARK IMPROVEMENT-BENEFITS” AND \$7000 FROM**
10 **ACCOUNT NO. 5-09-54440 “ PAK IMPROVEMENT PUBLICITY” TO**
11 **ACCOUNT NO. 5-09-10000 “SALARIES” FOR THE PURPOSE OF**
12 **SUPPLEMENTING SALARIES THROUGH THE END OF THE FISCAL**
13 **YEAR.**

14
15 BE IT ORDAINED BY THE COUNCIL OF THE CITY OF FLORISSANT, ST. LOUIS
16 COUNTY, MISSOURI, AS FOLLOWS:

17
18 Section 1: There is hereby authorized a transfer of \$8,000 from account no. 09-5-09-
19 3247 “Office Supplies-Parks” to account number 09-5-09-10000 “Salaries” for the purpose of
20 supplementing salaries through the end of the fiscal year.

21 Section 2: There is hereby authorized a transfer of \$25,000 from account no. 09-5-09-
22 13010 “Park Improvement-Benefits” to account no. 5-09-10000 “Salaries” for the purpose of
23 supplementing salaries through the end of the fiscal year.

24 Section 3: There is hereby authorized a transfer of \$7,000 from account no. 5-09-54440
25 “Park Improvement Publicity” to account no. 5-09-10000 “Salaries” for the purpose of
26 supplementing salaries through the end of the fiscal year.

27 Section 3: This ordinance shall become in force and effect immediately upon its passage
28 and approval.

29 Adopted this _____ day of _____, 2018.

30
31 _____
32 Jeff Caputa
33 President of the Council
34 City of Florissant

35
36 Approved this _____ day of _____, 2018.

37 _____
38 Thomas P. Schneider
39 Mayor, City of Florissant

40 ATTEST:
41 _____
42 Karen Goodwin, MMC/MRCC
43 City Clerk
44

FLORISSANT CITY COUNCIL

9415

AGENDA REQUEST FORM

Date: August 20, 2018

Mayor's Approval:

Agenda Date Requested: |

27-Aug-18



Description of request: Tranfer of \$61,000 from Salaries Community & Civic Center Acct. to Salaries Recreation salaries account. To transfer \$6,000 from Benefits Community Center to Recreation benefits account to supplement both accounts for the remainder of the year.

Department: Parks and Recreation

Recommending Board or Commission:

Type of request:

Ordinances	X	Other	X
Appropriation	X	Liquor License	
Transfer		Hotel License	
Zoning Amendment		Special Presentations	
Amendment		Resolution	
Special Use Transfer		Proclamation	
Special Use		Subdivision	
Budget Amendment			

Public Hearing needed: Yes / No

NO

3 readings? : Yes / No

YES

Back up materials attached:

Back up materials needed:

Minutes		Minutes	
Maps		Maps	
Memo		Memo	
Draft Ord.		Draft Ord.	

Note: Please include all attachments necessary for documents to be generated for inclusion on the Agenda. All agenda requests are to be turned in to the City Clerk by 5pm on Tuesday prior to the Council meeting.

For City Clerk Use Only:

Introduced by: _____

PH Speaker: _____

*CC to Council / Mayor
8/27/18
Kessie*



**CITY OF FLORISSANT
PARKS & RECREATION DEPARTMENT
Interoffice Memorandum**

Date: August 20, 2018
To: The Florissant City Council
Thru: Mayor Thomas P. Schneider
From: Cheryl A. Thompson, Director of Parks and Recreation
Subject: Request of Transfer Funds

Copy: Kimberlee Johnson
Director of Finance
Karen Goodwin
City Clerk

Cheryl A. Thompson
8/21/18

I am respectfully requesting the transfer of \$61,000 Salaries Community & Civic Center Account (5-44-10000) to the Salaries Recreation – Parks Payroll Account (5-47-10000) for the purpose of supplementing the remainder of the year’s payroll.

In addition I request the transfer of \$6,000 from Benefits Community & Civic Center Account (5-44-13000) to Recreation – Parks Benefits (5-47-13000) for the purpose of supplementing the remainder of the year’s benefits.

Please advise if additional information is required. Thank you for your consideration.

FLORISSANT CITY COUNCIL

9/15

AGENDA REQUEST FORM			
Date: September 4, 2018		Mayor's Approval:	
Agenda Date Requested:		10-Sep-18	
Description of request: <i>VARIOUS accts</i> Transfer of \$40,000 from the Civic Center Salaries Account (5-44-10010) to the Park Improvement Fund Salaries Account (5-09-10010) to supplement this account for the remainder of this fiscal year.			
Department: Parks and Recreation			
Recommending Board or Commission:			
Type of request:	Ordinances	X	Other
	Appropriation	X	Liquor License
	Transfer		Hotel License
	Zoning Amendment		Special Presentations
	Amendment		Resolution
	Special Use Transfer		Proclamation
	Special Use		Subdivision
	Budget Amendment		
Public Hearing needed: Yes / No		NO	3 readings? : Yes / No
Back up materials attached:		Back up materials needed:	
Minutes		Minutes	
Maps		Maps	
Memo		Memo	
Draft Ord.		Draft Ord.	
<p>Note: Please include all attachments necessary for documents to be generated for inclusion on the Agenda. All agenda requests are to be turned in to the City Clerk by 5pm on Tuesday prior to the Council meeting.</p>		<p>For City Clerk Use Only:</p> <p>Introduced by: _____</p> <p>PH Speaker: _____</p>	



CITY OF FLORISSANT
PARKS & RECREATION DEPARTMENT
Interoffice Memorandum

0413

Date: September 4, 2018
To: The Florissant City Council
Copy: Kimberlee Johnson
Director of Finance
Thru: Mayor Thomas P. Schneider
Karen Goodwin
City Clerk
From: Cheryl A. Thompson, Director of Parks and Recreation
Subject: Amended Memo for Request of Transfer Funds for Park Improvement Salaries

I am respectfully requesting the transfer of \$8,000 from the Park Improvement account Office Supplies – Parks (5-09-3247) and \$25,000 from Park Improvement Benefits (5-09-13010) and \$7,000 from Park Improvement Publicity for a total of \$20,000 to the Park Improvement Fund “Salaries” Account (5-09-10010). (5-09-54440)

This transfer is required to supplement salaries due to the retirement incentives paid out to the former Superintendent and Foreman for their retirement incentives. If these monies are not transferred it would require layoffs of the Superintendent, Foreman and two “A” men off for the remainder of this fiscal year. Which would result in: no grass cutting in parks and city facilities, no daily or weekend maintenance on parks and no extra help for the Fall Festival.

PLEASE NOTE: This is not a request for an appropriation of additional funds, but simply a transfer within these two Park Improvement Accounts.

Please advise if additional information is required. Thank you for your consideration.

1 INTRODUCED BY COUNCILMAN CAPUTA
2 AUGUST 27, 2018

3
4 BILL NO. 9416 ORDINANCE NO.

5
6 **ORDINANCE AUTHORIZING AN TRANSFER OF \$1000 FROM 09-5-09-**
7 **42450 “DUES, TRAVEL, AND TRAINING” TO ACCOUNT NO. 09-5-09-**
8 **14000 “INCENTIVE PROGRAM” FOR THE PURPOSE OF**
9 **SUPPLEMENTING THE RESIDENCY INCENTIVE PROGRAM**
10 **THROUGH THE REMAINDER OF THE FISCAL YEAR.**

11
12 BE IT ORDAINED BY THE COUNCIL OF THE CITY OF FLORISSANT, ST. LOUIS
13 COUNTY, MISSOURI, AS FOLLOWS:

14
15 Section 1: There is hereby authorized a transfer of \$1000 from 09-5-09-42450 “Dues,
16 Travel, and Training” to account no.09-5-09-14000 “Residency Incentive Program” for the
17 purpose of supplementing the residency incentive program through the remainder of the fiscal
18 year.

19 Section 2: This ordinance shall become in force and effect immediately upon its passage
20 and approval.

21
22 Adopted this _____ day of _____, 2018.

23
24
25 _____
26 Jeff Caputa
27 President of the Council
28 City of Florissant

29
30 Approved this _____ day of _____, 2018.

31
32
33 _____
34 Thomas P. Schneider
35 Mayor, City of Florissant

36
37 ATTEST:
38
39 _____
40 Karen Goodwin, MMC/MRCC
41 City Clerk
42

FLORISSANT CITY COUNCIL

9414

AGENDA REQUEST FORM

Date: August 21, 2018 Mayor's Approval:

Agenda Date Requested: | 27-Aug-18

Description of request: Transfer of \$5,000 from the Park Improvement Fund Gasoline Account # 5-09-27470 to Salaries #5-09-10010 and move \$5,000 from Park Pavement repairs 5-09-51470 to Salaries #5-09-10010 to supplement salaries for the remainder of the fiscal year.

Department: Parks and Recreation

Recommending Board or Commission:

Type of request:	Ordinances	X	Other	X
	Appropriation	X	Liquor License	
	Transfer		Hotel License	
	Zoning Amendment		Special Presentations	
	Amendment		Resolution	
	Special Use Transfer		Proclamation	
	Special Use		Subdivision	
	Budget Amendment			

Public Hearing needed: **Yes / No** NO **3 readings? : Yes / No** YES

Back up materials attached:		Back up materials needed:	
Minutes		Minutes	
Maps		Maps	
Memo		Memo	
Draft Ord.		Draft Ord.	

Note: Please include all attachments necessary for documents to be generated for inclusion on the Agenda. All agenda requests are to be turned in to the City Clerk by 5pm on Tuesday prior to the Council meeting.

For City Clerk Use Only:
 Introduced by: _____
 PH Speaker: _____

cc to Council/m/A
8/23/18
NA



**CITY OF FLORISSANT
PARKS & RECREATION DEPARTMENT
Interoffice Memorandum**

Date: August 21, 2018
To: The Florissant City Council
Thru: Mayor Thomas P. Schneider
From: Cheryl A. Thompson, Director of Parks and Recreation
Subject: Request of Transfer Funds

Copy: Kimberlee Johnson
Director of Finance
Karen Goodwin
City Clerk

Cheryl A. Thompson
8/21/18

I am respectfully requesting the transfer of \$5,000 from the Park Improvement Fund "Gasoline" Account (5-09-27470) to the Park Improvement Fund "Salaries" Account (5-09-10010) and to move an additional \$5,000 from "Park Pavement Repairs to Salaries Account (5-09-10010) for the purpose of supplementing salaries for the remainder of this fiscal year.

PLEASE NOTE: This is not a request for an appropriation of additional funds, but simply a transfer within these two Park Improvement Accounts.

Please advise if additional information is required. Thank you for your consideration.

1 INTRODUCED BY COUNCILMAN CAPUTA
2 SEPTEMBER 10, 2018

3
4 SUBSTITUTE BILL NO. 9417 ORDINANCE NO.

5
6 **ORDINANCE AUTHORIZING A TRANSFER OF \$20,000 FROM**
7 **ACCOUNT NO. 01-5-46-10030 “BANGERT SALARIES” TO ACCOUNT**
8 **NO. 01-5-06-10000 “SALARIES” TO SUPPLEMENT PAYROLL**
9 **THROUGH THE END OF THE FISCAL YEAR FOR THE GOLF**
10 **COURSE.**

11
12 BE IT ORDAINED BY THE COUNCIL OF THE CITY OF FLORISSANT, ST. LOUIS
13 COUNTY, MISSOURI, AS FOLLOWS:

14
15 Section 1: There is hereby authorized a transfer of \$20,000 from account no. 01-5-46-
16 10030 “Bangert Salaries” to account no. 01-5-06-10000 “Salaries” to supplement payroll through
17 the end of the fiscal year for the golf course.

18 Section 2: This ordinance shall become in force and effect immediately upon its passage
19 and approval.

20
21 Adopted this _____ day of _____, 2018.

22
23
24 _____
25 Jeff Caputa
26 President of the Council
27 City of Florissant

28
29 Approved this _____ day of _____, 2018.

30
31
32 _____
33 Thomas P. Schneider
34 Mayor, City of Florissant

35
36 ATTEST:
37
38 _____
39 Karen Goodwin, MMC/MRCC
40 City Clerk

41

1 INTRODUCED BY COUNCILMAN CAPUTA
2 AUGUST 27, 2018

3
4 BILL NO. 9417 ORDINANCE NO.

5
6 **ORDINANCE AUTHORIZING A TRANSFER OF \$10,000 FROM**
7 **ACCOUNT NO. 01-5-06-28020 "CONCESSIONS" TO ACCOUNT NO. 01-**
8 **5-06-10000 "SALARIES" TO SUPPLEMENT PAYROLL THROUGH THE**
9 **END OF THE FISCAL YEAR FOR THE PARKS DEPARTMENT.**

10
11 BE IT ORDAINED BY THE COUNCIL OF THE CITY OF FLORISSANT, ST. LOUIS
12 COUNTY, MISSOURI, AS FOLLOWS:

13
14 Section 1: There is hereby authorized a transfer of \$10,000 from account no. 01-5-06-
15 28020 "Concessions" to account no. 01-5-06-10000 "Salaries" to supplement payroll through the
16 end of the fiscal year for the Parks Department.

17 Section 2: This ordinance shall become in force and effect immediately upon its passage
18 and approval.

19
20 Adopted this _____ day of _____, 2018.

21
22
23
24 _____
25 Jeff Caputa
26 President of the Council
27 City of Florissant

28 Approved this _____ day of _____, 2018.

29
30
31 _____
32 Thomas P. Schneider
33 Mayor, City of Florissant

34
35 ATTEST:

36
37 _____
38 Karen Goodwin, MMC/MRCC
39 City Clerk
40

FLORISSANT CITY COUNCIL

9417

AGENDA REQUEST FORM

Date: August 21, 2018

Mayor's Approval:

Agenda Date Requested: | 27-Aug-18

Description of request: Transfer of \$1,000 from the Park Improvement Fund Dues, Travel and Training account # 5-09-42440 to Incentive Program account # 5-09-14000 to supplement this account for the remainder of this fiscal year.

Department: Parks and Recreation

Recommending Board or Commission:

Type of request:

Ordinances	X	Other	X
Appropriation	X	Liquor License	
Transfer		Hotel License	
Zoning Amendment		Special Presentations	
Amendment		Resolution	
Special Use Transfer		Proclamation	
Special Use		Subdivision	
Budget Amendment			


Public Hearing needed: **Yes / No** NO 3 readings? : **Yes / No** YES

Back up materials attached:		Back up materials needed:	
Minutes		Minutes	
Maps		Maps	
Memo		Memo	
Draft Ord.		Draft Ord.	

Note: Please include all attachments necessary for documents to be generated for inclusion on the Agenda. All agenda requests are to be turned in to the City Clerk by 5pm on Tuesday prior to the Council meeting.

For City Clerk Use Only:
 Introduced by: _____
 PH Speaker: _____

*attached / Mike Hand
 KA
 8/23/18*



**CITY OF FLORISSANT
PARKS & RECREATION DEPARTMENT
Interoffice Memorandum**

Date: August 21, 2018

To: The Florissant City Council

Copy: Kimberlee Johnson
Director of Finance
Karen Goodwin
City Clerk

Thru: Mayor Thomas P. Schneider

From: Cheryl A. Thompson, Director of Parks and Recreation

Subject: Request of Transfer Funds

Cheryl A. Thompson 8/22/18

I am respectfully requesting the transfer of \$1000 from the Park Improvement Fund "Dues, Travel and Training" Account (5-09-42440) to the Park Improvement Fund "Incentive Program" Account (5-09-14000) for the purpose of supplementing the incentive program due to new employees being hired that live in the city for the remainder of this fiscal year.

PLEASE NOTE: This **is not** a request for an appropriation of additional funds, but simply a transfer within these two Park Improvement Accounts.

Please advise if additional information is required. Thank you for your consideration.

9417
9418

FLORISSANT CITY COUNCIL

AGENDA REQUEST FORM

Date: September 4, 2018

Mayor's Approval:

Agenda Date Requested: | 10-Sep-18

Description of request: Transfer of \$20,000 funds from the ~~Playground~~ ^{Bambert} Salaries Account (5-46-10030) to the Golf Course Salaries Account (5-06-10000) for the purpose of supplementing the remainder of this year's payroll.

Department: Parks and Recreation

Recommending Board or Commission:

Type of request:

Ordinances	X	Other	X
Appropriation		Liquor License	
Transfer		Hotel License	
Zoning Amendment		Special Presentations	
Amendment		Resolution	
Special Use Transfer		Proclamation	
Special Use		Subdivision	
Budget Amendment	X		

Public Hearing needed: Yes / No NO 3 readings?: Yes / No

Back up materials attached:		Back up materials needed:	
Minutes		Minutes	
Maps		Maps	
Memo		Memo	
Draft Ord.		Draft Ord.	

Note: Please include all attachments necessary for documents to be generated for inclusion on the Agenda. All agenda requests are to be turned in to the City Clerk by 5pm on Tuesday prior to the Council meeting.

For City Clerk Use Only:
Introduced by: _____
PH Speaker: _____

cc to Council
9/7/18
KGR

947



**CITY OF FLORISSANT
PARKS & RECREATION DEPARTMENT
Interoffice Memorandum**

Date: September 4, 2018
To: The Florissant City Council
Thru: Mayor Thomas P. Schneider
From: Cheryl A. Thompson, Director of Parks and Recreation
Subject: Amended Request of Transfer Funds for Golf Course Salaries

Copy: Kimberlee Johnson
Director of Finance
Karen Goodwin
City Clerk

Cheryl A. Thompson
9/4/18

I am respectfully requesting a transfer of \$20,000 from the Bangert Salaries Account (5-46-10000) to the Golf Course Salaries Account (5-06-10000) for the purpose of supplementing the remainder of the year's payroll. The golf course has added additional tournaments this year so to cover the cost of staffing the tournaments along with additional league play these funds will be needed.

If these funds were not transfer it would cause the golf course to cancel the tournaments and leagues for the rest of this fiscal year. It is projected that these will bring in a potential of \$35,000 along with up to \$5,000 in concession revenue for this fiscal year.

Please advise if additional information is required. Thank you for your consideration.

1 INTRODUCED BY COUNCILMAN CAPUTA
2 AUGUST 27, 2018

3
4 BILL NO. 9419 ORDINANCE NO.

5
6 **ORDINANCE AUTHORIZING A TRANSFER OF \$40,000 FROM**
7 **ACCOUNT NO. 03-5-03-52000 “STREET CONTRACTS” OF WHICH**
8 **\$10,000 IS TRANSFERRED TO ACCOUNT NO. 03-5-03-29000**
9 **“BUILDING MAINTENANCE AND SUPPLIES” AND \$30,000 IS**
10 **TRANSFERRED TO ACCOUNT NO. 03-5-03-30010 “EQUIPMENT**
11 **REPAIRS –VEHICLES” FOR EQUIPMENT AND BUILDING**
12 **MAINTENANCE THROUGH THE END OF THE FISCAL YEAR.**

13
14 BE IT ORDAINED BY THE COUNCIL OF THE CITY OF FLORISSANT, ST. LOUIS
15 COUNTY, MISSOURI, AS FOLLOWS:

16
17 Section 1: There is hereby authorized a transfer of \$10,000 to account no. 03-5-03-
18 29000 “Building maintenance and Supplies” for building maintenance through the end of the
19 fiscal year.

20 Section 2: There is hereby authorized a transfer of \$30,000 to account no. 03-5-03-
21 30010 “Equipment Repairs –Vehicles” for equipment maintenance through the end of the fiscal
22 year.

23 Section 3: This ordinance shall become in force and effect immediately upon its passage
24 and approval.

25 Adopted this _____ day of _____, 2018.

26
27
28
29 _____
30 Jeff Caputa
31 President of the Council
32 City of Florissant

33 Approved this _____ day of _____, 2018.

34
35
36 _____
37 Thomas P. Schneider
38 Mayor, City of Florissant

39 ATTEST:

40
41 _____
42 Karen Goodwin, MMC/MRCC
43 City Clerk

**FLORISSANT CITY COUNCIL
AGENDA REQUEST FORM**

9420

Date: 8/21/2018		Mayor's Approval:	
Agenda Date Requested: 8/27/2018			
Description of request: Budget transfer for Building and Equipment Maintenance			
Transfer of Funds from 03-5-03-52000 to 03-5-03-29000 and 03-5-03-30010			
(See Attached Memo)			
Department: Public Works			
Recommending Board or Commission: N/A			
Type of request:	Ordinances	X	Other
	Appropriation		Liquor License
	Transfer	X	Hotel License
	Zoning Amendment		Special Presentations
	Amendment		Resolution
	Special Use Transfer		Proclamation
	Special Use		Subdivision
	Budget Amendment		
	Y/N		Y/N
Public Hearing needed: Yes / No		3 readings?: Yes / No	Yes
Back up materials attached:		Back up materials needed:	
Minutes		Minutes	
Maps		Maps	
Memo	X	Memo	
Draft Ord.		Draft Ord.	
<p>Note: Please include all attachments necessary for documents to be generated for inclusion on the Agenda. All agenda requests are to be turned in to the City Clerk by 5pm on Tuesday prior to the Council meeting.</p>		<p>For City Clerk Use Only.</p> <p>Introduced by: _____</p> <p>PH Speaker: _____</p>	

*cc to Council
8/22/18
K*



Memo To: City Council

Date: August 21, 2018

Thru: Mayor Thomas P. Schneider

From: Todd M. Hughes, P.E.
Director of Public Works and Health

Copy: Kimberlee Johnson


Subject: Budget Transfer for Building and Equipment Maintenance

Due to higher than forecasted expenditures the Building Maintenance and supplies account and the Equipment Repairs – Vehicles account need more money to cover anticipated repair costs. The higher costs to the Building Maintenance account include \$5,000 for an elevator repair and \$11,000 to replace a heat exchanger. The higher costs for the Equipment Repairs account include approximately \$5,000/month for Auto parts,\$5,000 every two months to Danmark Tire, \$3,000 for repair to the emergency generator, \$3,200 to attempt to repair a Chevy hybrid pick up, and approximately \$4,000 in repairs to the police motorcycles.

Therefore, I respectfully request that \$40,000 be transferred from Capital Improvement Fund Account 03-5-03-52000 – Street Contracts. Of that \$40,000, \$10,000 is to be transferred to Account 03-5-03-29000 – Building Maintenance and supplies and \$30,000 is to be transferred to Account 03-5-03-30010 –Equipment Repairs - Vehicles.

Thank you in advance.

Respectfully submitted,



Todd M Hughes, P.E.

FLORISSANT CITY COUNCIL

9419


AGENDA REQUEST FORM

Date: August 9, 2018

Mayor's Approval:

Agenda Date Requested: |

27-Aug-18



Description of request: Appropriation of \$10,000 for the golf course salaries account #5-06-10000 to cover additional cost that will be incurred due to the additional of many tournament in September that have been added.

Department: Parks and Recreation

Recommending Board or Commission:

Type of request:

Ordinances	X	Other	X
Appropriation	X	Liquor License	
Transfer		Hotel License	
Zoning Amendment		Special Presentations	
Amendment		Resolution	
Special Use Transfer		Proclamation	
Special Use		Subdivision	
Budget Amendment			

Public Hearing needed: **Yes / No**

NO

3 readings? : **Yes / No**

YES

Back up materials attached:		Back up materials needed:	
Minutes		Minutes	
Maps		Maps	
Memo		Memo	
Draft Ord.		Draft Ord.	

Note: Please include all attachments necessary for documents to be generated for inclusion on the Agenda. All agenda requests are to be turned in to the City Clerk by 5pm on Tuesday prior to the Council meeting.

For City Clerk Use Only:

Introduced by: _____

PH Speaker: _____

*City Council
8/23/18
WJ*



**CITY OF FLORISSANT
PARKS & RECREATION DEPARTMENT
Interoffice Memorandum**

Date: August 21, 2018

To: The Florissant City Council

Copy: Kimberlee Johnson
Director of Finance
Karen Goodwin
City Clerk

Thru: Mayor Thomas P. Schneider

From: Cheryl A. Thompson, Director of Parks and Recreation

Subject: Appropriation of Funds

Cheryl A. Thompson 8/21/18

I am respectfully requesting an additional appropriation of \$10,000 to the Golf Course Salaries Account (5-06-10000) for the purpose of supplementing the remainder of the year's payroll. The golf course has added additional tournaments in September so to cover the cost of staffing the tournaments these funds will be needed.

Please advise if additional information is required. Thank you for your consideration.

1 INTRODUCED BY COUNCILMAN HENKE
2 September 24, 2018

3
4 BILL NO. 9425

ORDINANCE NO.

5
6 **ORDINANCE AMENDING ORDINANCE NO. 8251 GRANTED TO HZ**
7 **PROPS RE, LTD D/B/A POPEYE'S TO ALLOW FOR CHANGES IN THE**
8 **DEVELOPMENT PLAN IN AN EXISTING B-5 ZONING DISTRICT**
9 **INCLUDING SITE AND MATERIAL CHANGES FOR THE PROPERTY**
10 **LOCATED AT 955 N. HWY 67.**

11
12 WHEREAS the City Council passed and approved B-5 Ordinance No. 8251 which
13 authorized a B-5 Development of a restaurant located at 955 Hwy 67; and

14 WHEREAS, a building plan was approved and building permits issued by staff according
15 to plans submitted; and

16 WHEREAS, it was determined after the building was completed, that the plans submitted
17 were different from the plans approved by the Planning and Zoning Commission and the City
18 Council; and

19 WHEREAS, HZ Props RE, LTD has applied for changes to the original site plans to
20 bring them into compliance with Ordinance no. 8251; and

21 WHEREAS, the Planning and Zoning Commission of the City of Florissant has
22 recommended to the City Council at their meeting of July 16, 2018 that Ordinance No. 8251 be
23 amended to allow for the changes in the building plans; and

24 WHEREAS, due and lawful notice of public hearing no. 18-08-026 on said proposed
25 change was duly published, held and concluded on 13th day of August, 2018 by the Council of
26 the City of Florissant; and

27 WHEREAS, the Council, following said public hearing, and after due and careful
28 deliberation, has concluded that the amendment of Ordinance No. 8251, as hereinafter set forth,
29 to be in the best interest of the public health, safety and welfare of the City of Florissant; and

30
31 NOW, THEREFORE, BE IT ORDAINED BY THE COUNCIL OF THE CITY OF
32 FLORISSANT, ST. LOUIS COUNTY, MISSOURI, AS FOLLOWS:

33
34
35 Section 1: B-5 Ordinance No. 8251 is hereby amended as follows:

36

37 1. Omit Section 2, paragraphs 1 and 2, change paragraph 3 to be paragraph 1 to read:

38
39
40
41
42
43
44
45
46
47
48
49
50
51
52
53
54
55
56
57
58
59
60
61
62
63
64
65
66
67
68
69
70
71
72
73
74
75
76
77
78
79

The proposed post sign shall be located where shown on the final development plan, but the digital sign board shall be limited to 10 second static images with no affects between images and shall be dimmed at night.

2. Add the following revised paragraph 2 to Section 2:

The Landscape plan shall be revised to include continuous burning bushes and thornless honey locust trees at 20’ centers along the frontage.

3. Section 2, paragraph 5 shall be amended to read as follows:

A final site development plan as amended, received September 18, 2018 and attached hereto as Exhibit A. Specifically, the final Site Development Plan page C3 of 7 is amended as follows:

- (i) Note 7 is hereby deleted
- (ii) Note 8 is hereby deleted
- (iii) Note 20 is hereby revised
- (iv) Note 21 is hereby deleted
- (v) Note 25 is hereby added to show traffic rated trench drain at north PL. 22’ Dimension added to show drive width and paving to align with adjacent lot.

Section 2: Except as herein amended Ordinance No. 8251 shall remain in full force and effect.

Section 3: This ordinance shall become in full force and effect immediately upon its passage and approval.

Adopted this _____ day of _____, 2018.

Jeff Caputa
President of the Council

Approved this _____ day of _____, 2018.

Thomas P. Schneider
Mayor, City of Florissant

ATTEST:

Karen Goodwin, MPPA/MMC/MRCC
City Clerk

EXHIBIT A

AMENDMENT TO THE BS ZONING ORDINANCE POPEYES LOUISIANA KITCHEN.

SITE NOTES:

- PROTECT EXISTING IMPROVEMENTS IN PLACE.
- INSTALL LANDSCAPING PER LANDSCAPE PLAN ON SHEET C14
- INSTALL LIGHT FIXTURE PER PHOTOMETRIC PLAN ON SHEET PH1.
- INSTALL 6" RIGID CONCRETE PAVEMENT PER RECOMMENDATIONS IN GEOTECHNICAL REPORT NO. 1600311, PROVIDED BY GATEWAY GEOTECHNICAL, LLC.
- INSTALL 8" HEAVY DUTY CONCRETE PAVEMENT OVER 4" BASE COURSE PER RECOMMENDATIONS IN GEOTECHNICAL REPORT NO. 1600311, PROVIDED BY GATEWAY GEOTECHNICAL, LLC.
- INSTALL PERVIOUS CONCRETE PAVING PER DETAILS ON SHEET MSD4, AS SHOWN HEREON.
- INSTALL 6" TYPE "A" MONOLITHIC CURB PER MODOT DETAIL DRAWING C502.14, AS SHOWN HEREON.
- TERMINATION CURB PER TERMINATION CURB DETAIL AS SHOWN HEREON.
- INSTALL 4" THICK SIDEWALK, DIMENSIONS AS SHOWN HEREON.
- INSTALL ADA RAMP, RAMP PER ADA STANDARDS AND SPECIFICATIONS AS SHOWN HEREON. REFER TO SHEET C4 FOR ELEVATIONS.
- INSTALL ADA PARKING STRIPE PER ADA STANDARDS AND SPECIFICATIONS (2 COATS).
- INSTALL "DRIVE THRU" AND DIRECTION ARROW PAVEMENT MARKINGS AS SHOWN HEREON (2 COATS).
- INSTALL 4" TRAFFIC WHITE PARKING STRIPE (2 COATS).
- INSTALL "DO NOT ENTER" SIGN.
- INSTALL POLE SIGN WITH A 10' SETBACK FROM THE PL.
- INSTALL BIORETENTION BASIN PER DIMENSIONS SHOWN ON SHEET MSD2, ELEVATIONS ON C4 AND MSD STANDARDS AND SPECIFICATIONS.
- INSTALL PRAIRIE GRASS AS SHOWN HEREON. SEE ALSO LANDSCAPE PLANS SHEET C14.
- INSTALL PERVIOUS CONCRETE SIGN PER MSD STANDARDS AND SPECIFICATIONS.
- INSTALL BOLLARDS AS SHOWN HEREON. 12 TOTAL.
- INSTALL 18" LANDSCAPE WALL TO ELEVATIONS AND EXTENS AS TO THE DRIVE ENTRANCE EDGES AT NORTH PROPERTY LINE.
- INSTALL PERMANENT BARRICADE WITH REFLECTORS AS SHOWN HEREON.
- INSTALL 6" V-GUTTER PER V-GUTTER DETAIL AS SHOWN HEREON. 35LF
- INSTALL RIGHT TURN ONLY SIGN AS SHOWN HEREON.
- INSTALL STOP SIGN AS SHOWN HEREON.
- INSTALL TRAFFIC RATED 12" WIDE TRENCH DRAIN, DAYLIGHT WEST END TO DETENTION POND.

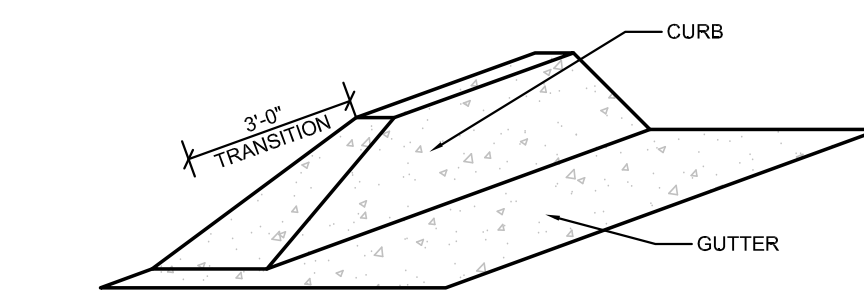
LEGEND:

---	PROPERTY LINE
---	EASEMENT LINE
---	BUILDING ENVELOPE
---	BUILDING SETBACK
---	EXISTING CONTOURS
---	PROPOSED CONTOURS
---	EXISTING FLOW ARROW
---	PROPOSED FLOW ARROW
---	PROPOSED RIDGE LINE
---	PROPOSED PAVEMENT SWALE
---	PROPOSED STORM DRAIN
---	EXISTING STORM DRAIN
---	EXISTING SANITARY SEWER
---	EXISTING SANITARY SEWER
---	PROPOSED GAS LINE
---	EXISTING 4" GAS LINE
---	PROPOSED TELEPHONE LINE
---	EXISTING TELEPHONE LINE
---	PROPOSED ELECTRIC LINE
---	EXISTING ELECTRIC LINE
---	PROPOSED WATER LINE
---	EXISTING 8" WATER LINE
---	FIRE HYDRANT
---	STORM DRAIN MANHOLE
---	SANITARY SEWER MANHOLE
---	NUMBER OF PARKING SPACES
---	WATER METER PIT
---	ELECTRICAL TRANSFORMER
---	SANITARY CLEANOUT
---	PERMEABLE PAVEMENT OBSERVATION WELL
---	PROPOSED CONCRETE PAVEMENT
---	PROPOSED PRAIRIE GRASS
---	PROPOSED PERVIOUS CONCRETE

ABBREVIATIONS:

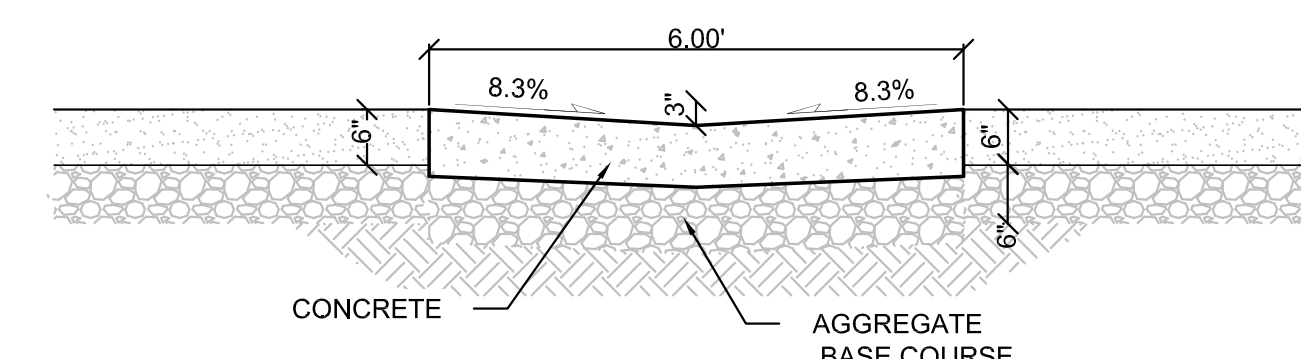
EP	EDGE OF PAVEMENT
EX	EXISTING
FFE	FINISHED FLOOR ELEVATION
FL	FLOW LINE
FS	FINISHED SURFACE
INV	INVERT
MH	MANHOLE
RIM	RIM ELEVATION
TC	TOP OF CURB
TYP	TYPICAL
BOSD	BOTTOM OF STORM DRAIN
TOSS	TOP OF SANITARY SEWER

LAND USE	LOT AREA
	S.F.
LOT AREA	47,931
BUILDING AREA	2,979
DRIVE AISLES AND PARKING	25,421
TRASH AND UTILITY PAD	643
LANDSCAPED AREAS	16,324
SIDEWALKS	1,894
EASEMENTS	3,339
REQUIRED NUMBER OF PARKING SPOTS	36/2 ADA
PROVIDED NUMBER OF PARKING SPOTS	34/2 ADA
REQUIRED DRIVE THROUGH STACKING	5/1 WINDOW
PROVIDED DRIVE THROUGH STACKING	14/1 WINDOW



TERMINATION CURB DETAIL
SCALE: NOT TO SCALE

NOTE: PROVIDE CONTROL JOINTS AT 10' O.C.



V-GUTTER DETAIL
SCALE: NOT TO SCALE

GENERAL PARKING:

- 60 SEATS FOR GUESTS - 1 SPACE PER 2 SEATS
- 60/2 = 30 SPACES
- 8 EMPLOYEES AT MAXIMUM - 2 SPACES PER 3 EMPLOYEES
- (8/3) x 2 = 6 SPACES
- 1 ADA SPACE PER 25 SPACES = 2 ADA SPACES
- STACKING SPACES REQUIRED 5 + 1 WINDOW, 12 + 1 PROVIDED

PREPARED UNDER THE SUPERVISION OF
TAIT & ASSOCIATES, INC.



LAURIE ANN CLARK, ENGINEER
MISSOURI P.E. #201600023
MISSOURI CERTIFICATE OF AUTHORITY
#2016021608

ENGINEERS NOTE TO CONTRACTOR:

THE EXISTENCE AND LOCATION OF ANY UNDERGROUND UTILITIES, PIPES, AND/OR STRUCTURES SHOWN ON THESE PLANS WERE OBTAINED BY A SEARCH OF AVAILABLE RECORDS. THERE MAYBE EXISTING UTILITIES NOT SHOWN ON THESE PLANS. THE CONTRACTOR SHALL ASCERTAIN THE TRUE VERTICAL AND HORIZONTAL LOCATION OF THOSE UNDERGROUND UTILITIES TO BE USED PRIOR TO CONSTRUCTION AND SHALL BE RESPONSIBLE FOR ANY DAMAGE TO ANY PUBLIC OR PRIVATE UTILITIES, SHOWN OR NOT SHOWN HEREON.

BASIS OF BEARINGS:

THE WEST LINE OF LOT B OF "RESUBDIVISION OF BLOCK 97 AND PART OF BLOCK 96 OF THE NEW TOWN OF ST. FERDINAND", A SUBDIVISION RECORDED IN P.B. 362, PAGE 272 OF THE ST. LOUIS COUNTY RECORDS, SAID BEARING IS SOUTH 31 DEGREES, 25 MINUTES, 10 SECONDS WEST.


BENCH MARK:

SITE BENCHMARK CUT SQUARE TOP OF WEST SIDE OF CONC. COLUMN FOR LIGHT STANDARD. (NAV88) ELEVATION = 522.29

ALL ABBREVIATED ELEVATIONS ON THIS PLAN SHOULD BE ADDED TO 500' FOR FINAL FINISHED ELEVATION

UNAUTHORIZED CHANGES & USES:

THE ENGINEER PREPARING THESE PLANS WILL NOT BE RESPONSIBLE FOR, OR LIABLE FOR, UNAUTHORIZED CHANGES TO OR USES OF THESE PLANS. ALL CHANGES OF THESE PLANS MUST BE IN WRITING AND MUST BE APPROVED BY THE PREPARER OF THESE PLANS PRIOR TO CONSTRUCTION. CONSTRUCTION CONTRACTOR AGREES THAT IN ACCORDANCE WITH GENERALLY ACCEPTED CONSTRUCTION PRACTICES, CONSTRUCTION CONTRACTOR WILL BE REQUIRED TO ASSUME SOLE AND COMPLETE RESPONSIBILITY FOR JOB SITE CONDITIONS DURING THE COURSE OF CONSTRUCTION OF THE PROJECT, INCLUDING SAFETY OF ALL PERSONS AND PROPERTY, THAT THIS REQUIREMENT SHALL BE MADE TO APPLY CONTINUOUSLY AND NOT BE LIMITED TO NORMAL WORKING HOURS, AND CONSTRUCTION CONTRACTOR FURTHER AGREES TO DEFEND, INDEMNIFY AND HOLD DESIGN PROFESSIONAL HARMLESS FROM ANY AND ALL LIABILITY, REAL OR ALLEGED, IN CONNECTION WITH THE PERFORMANCE OF WORK ON THIS PROJECT, EXCEPTING LIABILITY ARISING FROM THE SOLE NEGLIGENCE OF DESIGN PROFESSIONAL.



Jan 18, 2017 - 12:57pm by akirchner K:\Drawings\PC\PC10110 Popeye's - Florissant, MO\ENG\PC10110_SDF.dwg

TAIT
4103 E. Lehman County Road 16
Loveland, CO 80533
p: 970/631/1417
www.tait.com
Angeles
Rancho Cucamonga
Sacramento
Seattle WA

DATE: 01/11/2016
CHECKED: LAC
DATE: 01/18/2017
REVISION #: 1
DATE: 05/22/2016
JOB NO: PC10110

CSG 05/22/2016
BY: DATE:
NO. DESCRIPTION REVISIONS

TAIT
Since 1944

SITE DEVELOPMENT PLAN
POPEYES FLOISSANT
HZ PROPS RE, LTD
955 LINDBERGH BLVD (US HWY 67)
FLOISSANT, ST. LOUIS COUNTY, MO 63031

MSD REF#: P-0030827-00, MSD MAP#: 0714

FLORISSANT PLANNING & ZONING COMMISSION APPLICATION



City Of Florissant – Public Works
314-839-7648

Application is hereby made to the Building Commissioner of the Department of Public works Office at the City of Florissant, Missouri, to appear before the Planning & Zoning Commission

Please Print or Type The Following Information

Property Address: 955 N. HWY 67, FLORISSANT MO 63031

Property Owners Name: HZ PROPS RE, LTD Phone # (801) 651-1748

Property Owners Address: 4415 HWY. 6 STE. 301, SUBARLAND, TEXAS 77478

Business Owners Name: _____ Phone #: _____

Business Owners Address: _____

DBA (Doing Business As) _____

Authorized Agents Name: EDIN COPALIC CO. Name: _____
(Authorized Agent to Appear Before The Commission)

Agents Address: 2653 LOCUST STREET, ST. LOUIS MO Phone #: 314.578.4953

Request TO AMMEND AN EXIST. B-S ⁶³¹⁰³ ORDINANCE / POPEYES RESTAURANT AND APPROVE AS CONSTRUCTED
State complete request (print or type only).

IF A TRAFFIC STUDY IS REQUIRED FOR CERTAIN DEVELOPMENTS AND USES THE COST OF THE TRAFFIC STUDY SHALL BE PAID BY THE APPLICANT. PLEASE SUBMIT FOLDED PLANS

[Signature]
Applicant's Signature

5-9-2018
Date

Received by: fel Receipt # 609816 OFFICE USE ONLY Amount Paid: 300.00 Date: 5/9/18

STAFF REMARKS: see staff report

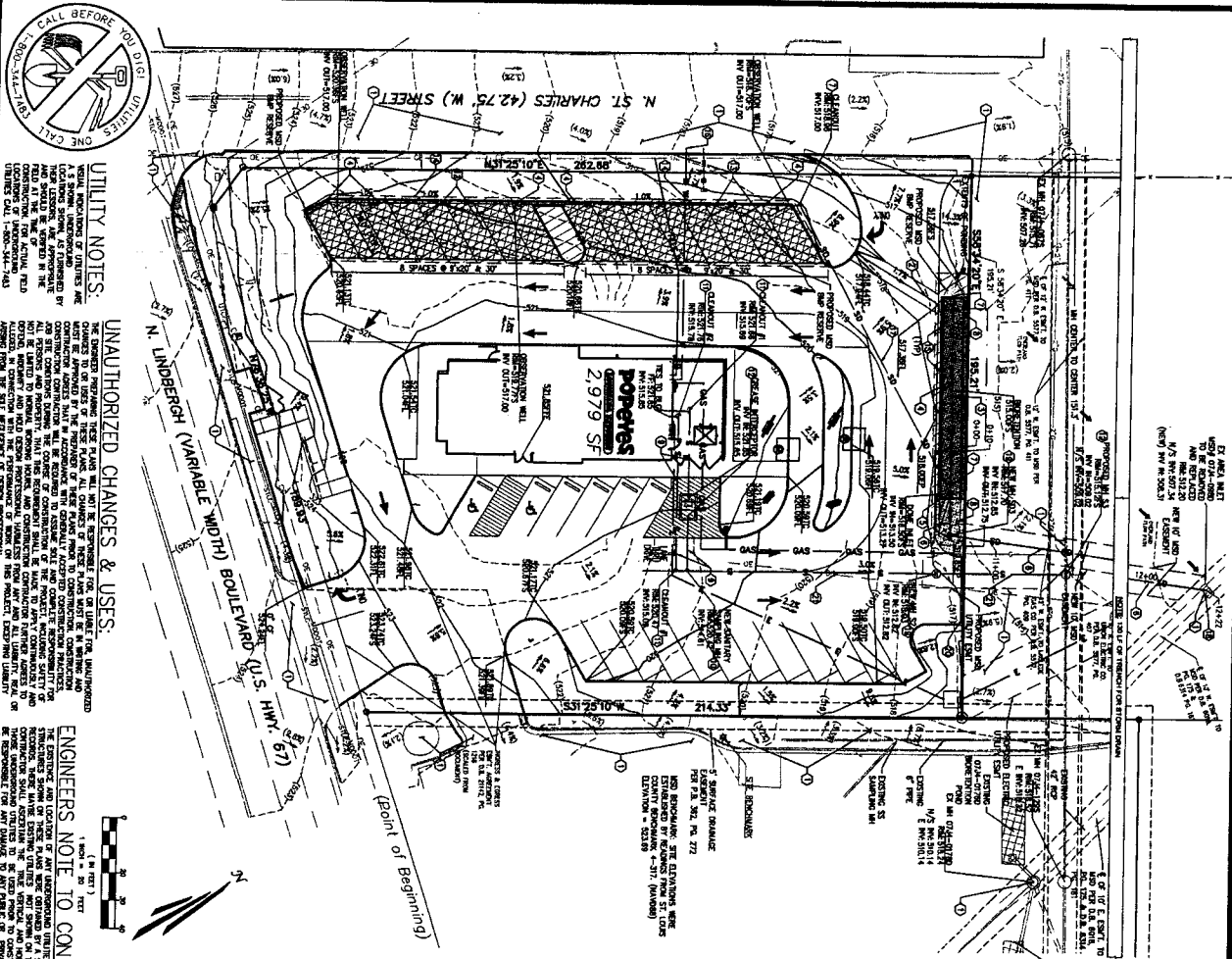
DATE APPLICATION REVIEWED: 5/9/18

COMMISSION ACTION TAKEN:

SIGNATURE OF STAFF WHO REVIEWED APPLICATION
fel

RECOMMENDED APPROVAL
PLANNING & ZONING
CHAIRMAN

SIGN. [Signature] DATE: 7-16-18



UTILITY NOTES:
 ALL UTILITIES SHOWN ARE BASED ON RECORD DRAWINGS AND FIELD SURVEY. THE CONTRACTOR SHALL VERIFY THE LOCATION AND DEPTH OF ALL UTILITIES PRIOR TO CONSTRUCTION. THE CONTRACTOR SHALL BE RESPONSIBLE FOR THE PROTECTION OF ALL UTILITIES TO REMAIN.

UNAUTHORIZED CHANGES & USES:
 THE CONTRACTOR SHALL NOT BE RESPONSIBLE FOR UNAUTHORIZED CHANGES OR USES OF THIS DRAWING. ANY CHANGES OR USES MUST BE APPROVED BY THE ARCHITECT AND THE ENGINEER PRIOR TO CONSTRUCTION.

ENGINEERS NOTE TO CONTRACTOR:
 THE CONTRACTOR SHALL VERIFY THE LOCATION AND DEPTH OF ALL UTILITIES PRIOR TO CONSTRUCTION. THE CONTRACTOR SHALL BE RESPONSIBLE FOR THE PROTECTION OF ALL UTILITIES TO REMAIN.



CONSTRUCTION SITE RUNOFF:
 CONSTRUCTION SITE RUNOFF SHALL NOT BE ALLOWED TO POLLUTE ADJACENT WATERSHEDS OR WATERWAYS. THE CONTRACTOR SHALL PROVIDE EROSION CONTROL MEASURES TO PREVENT SOIL EROSION AND SILTATION.

STANDARD CONSTRUCTION:
 ALL CONSTRUCTION SHALL BE IN ACCORDANCE WITH THE 2015 INTERNATIONAL RESIDENTIAL CODE BOOK AND THE 2015 INTERNATIONAL BUILDING CODE. THE CONTRACTOR SHALL PROVIDE EROSION CONTROL MEASURES TO PREVENT SOIL EROSION AND SILTATION.

ABBREVIATIONS:
 PT - FINISHED FLOOR ELEVATION
 FL - FINISHED FLOOR ELEVATION
 FIN - FINISHED SURFACE
 INT - INTERIOR FINISH
 EX - EXTERIOR FINISH
 TYP - TYPICAL

- SITE NOTES:**
1. PROJECT EXISTING IMPROVEMENTS IN PLACE.
 2. RETAIN WALL TO BE CONSTRUCTED WITH 1' 3" SLOPES AS SHOWN HEREON.
 3. RETAINMENT WALLS SHALL BE CONSTRUCTED WITH 1' 3" SLOPES AS SHOWN HEREON.
 4. RETAINMENT WALLS SHALL BE CONSTRUCTED WITH 1' 3" SLOPES AS SHOWN HEREON.
 5. RETAINMENT WALLS SHALL BE CONSTRUCTED WITH 1' 3" SLOPES AS SHOWN HEREON.
 6. RETAINMENT WALLS SHALL BE CONSTRUCTED WITH 1' 3" SLOPES AS SHOWN HEREON.
 7. RETAINMENT WALLS SHALL BE CONSTRUCTED WITH 1' 3" SLOPES AS SHOWN HEREON.
 8. RETAINMENT WALLS SHALL BE CONSTRUCTED WITH 1' 3" SLOPES AS SHOWN HEREON.
 9. RETAINMENT WALLS SHALL BE CONSTRUCTED WITH 1' 3" SLOPES AS SHOWN HEREON.
 10. RETAINMENT WALLS SHALL BE CONSTRUCTED WITH 1' 3" SLOPES AS SHOWN HEREON.



LEGEND:
 PROPOSED ROOF LINE
 PROPOSED EXTERIOR FINISH LINE
 PROPOSED INTERIOR FINISH LINE
 PROPOSED FINISH FLOOR LINE
 PROPOSED FINISH SURFACE LINE
 PROPOSED FINISH TYPICAL LINE
 PROPOSED FINISH TYPICAL LINE
 PROPOSED FINISH TYPICAL LINE

ABBREVIATIONS:
 PT - FINISHED FLOOR ELEVATION
 FL - FINISHED FLOOR ELEVATION
 FIN - FINISHED SURFACE
 INT - INTERIOR FINISH
 EX - EXTERIOR FINISH
 TYP - TYPICAL

ABBREVIATIONS:
 PT - FINISHED FLOOR ELEVATION
 FL - FINISHED FLOOR ELEVATION
 FIN - FINISHED SURFACE
 INT - INTERIOR FINISH
 EX - EXTERIOR FINISH
 TYP - TYPICAL

ABBREVIATIONS:
 PT - FINISHED FLOOR ELEVATION
 FL - FINISHED FLOOR ELEVATION
 FIN - FINISHED SURFACE
 INT - INTERIOR FINISH
 EX - EXTERIOR FINISH
 TYP - TYPICAL

ABBREVIATIONS:
 PT - FINISHED FLOOR ELEVATION
 FL - FINISHED FLOOR ELEVATION
 FIN - FINISHED SURFACE
 INT - INTERIOR FINISH
 EX - EXTERIOR FINISH
 TYP - TYPICAL

ABBREVIATIONS:
 PT - FINISHED FLOOR ELEVATION
 FL - FINISHED FLOOR ELEVATION
 FIN - FINISHED SURFACE
 INT - INTERIOR FINISH
 EX - EXTERIOR FINISH
 TYP - TYPICAL

ABBREVIATIONS:
 PT - FINISHED FLOOR ELEVATION
 FL - FINISHED FLOOR ELEVATION
 FIN - FINISHED SURFACE
 INT - INTERIOR FINISH
 EX - EXTERIOR FINISH
 TYP - TYPICAL

ABBREVIATIONS:
 PT - FINISHED FLOOR ELEVATION
 FL - FINISHED FLOOR ELEVATION
 FIN - FINISHED SURFACE
 INT - INTERIOR FINISH
 EX - EXTERIOR FINISH
 TYP - TYPICAL

ABBREVIATIONS:
 PT - FINISHED FLOOR ELEVATION
 FL - FINISHED FLOOR ELEVATION
 FIN - FINISHED SURFACE
 INT - INTERIOR FINISH
 EX - EXTERIOR FINISH
 TYP - TYPICAL

ABBREVIATIONS:
 PT - FINISHED FLOOR ELEVATION
 FL - FINISHED FLOOR ELEVATION
 FIN - FINISHED SURFACE
 INT - INTERIOR FINISH
 EX - EXTERIOR FINISH
 TYP - TYPICAL

ABBREVIATIONS:
 PT - FINISHED FLOOR ELEVATION
 FL - FINISHED FLOOR ELEVATION
 FIN - FINISHED SURFACE
 INT - INTERIOR FINISH
 EX - EXTERIOR FINISH
 TYP - TYPICAL

ABBREVIATIONS:
 PT - FINISHED FLOOR ELEVATION
 FL - FINISHED FLOOR ELEVATION
 FIN - FINISHED SURFACE
 INT - INTERIOR FINISH
 EX - EXTERIOR FINISH
 TYP - TYPICAL

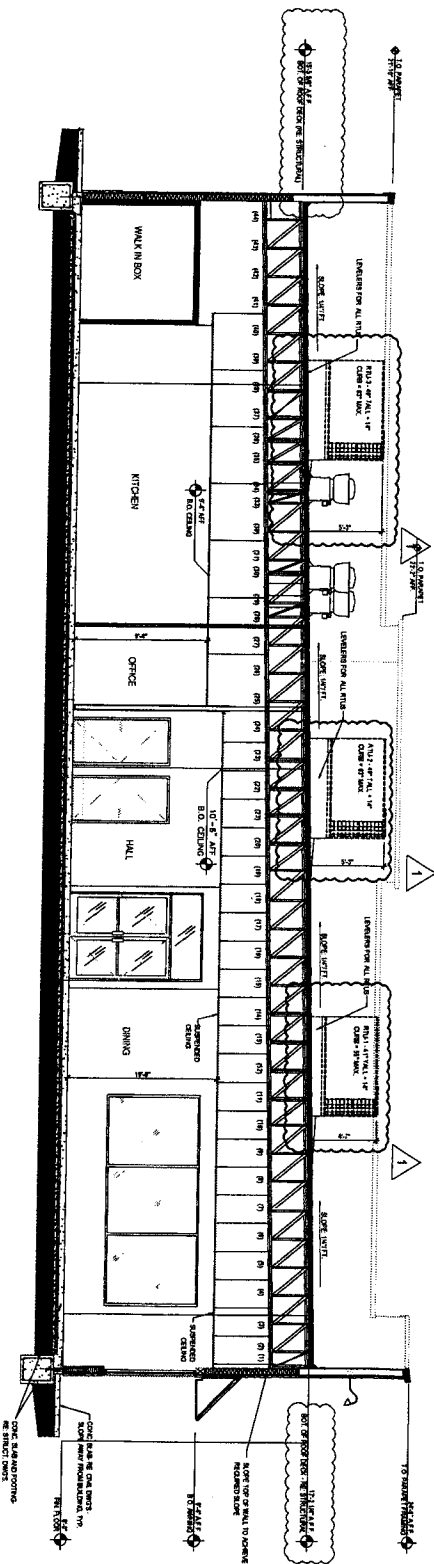
MSD2
 DRAWING NO. 1610016
 CHECKED: LAC
 DATE: 03/01/2017
 REVISION # 3
 DATE: 03/01/2017
 JOB NO: PC10110

SITE PLAN
 POPEYE'S FLORISSANT
 HZ PROPS RE, LTD
 951 LINDBERGH BLVD (US HWY 67)
 FLORISSANT, ST. LOUIS COUNTY, MO 63031

TAIT
 1101 E. Collins County Road 18
 Loveland, CO 80537
 P: 970.431.4141
 F: 970.431.4977
 www.tait.com

NO.	DESCRIPTION	REVISIONS	BY	DATE

NO.	DESCRIPTION	REVISIONS	BY	DATE
0002016				
0210116				
0301117				



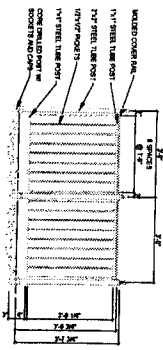
SECTION 1: MEANS AND METHOD OF CONSTRUCTION

SECTION 2: MEASUREMENT

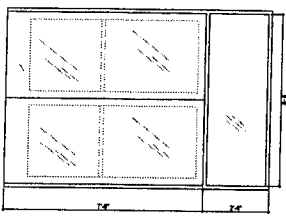
PERFORMANCE

UNIT 1: FINISHES

BUILDING SECTION 2



GUARDRAIL DETAIL 18



STOREFRONT DETAIL 17

- SECTION 1: MEANS AND METHOD OF CONSTRUCTION**
- GENERAL PROVISIONS**
1. WORK SHALL BE IN ACCORDANCE WITH THE SPECIFICATIONS AND THE MEANS AND METHOD OF CONSTRUCTION.
 2. THE CONTRACTOR SHALL BE RESPONSIBLE FOR OBTAINING ALL NECESSARY PERMITS AND APPROVALS.
 3. THE CONTRACTOR SHALL MAINTAIN ACCESS TO ALL ADJACENT PROPERTIES AT ALL TIMES.
 4. THE CONTRACTOR SHALL PROTECT ALL EXISTING UTILITIES AND STRUCTURES.
 5. THE CONTRACTOR SHALL MAINTAIN A SAFE WORKING ENVIRONMENT AT ALL TIMES.
 6. THE CONTRACTOR SHALL BE RESPONSIBLE FOR THE PROTECTION OF ALL ADJACENT PROPERTIES.
 7. THE CONTRACTOR SHALL MAINTAIN ADEQUATE RECORDS OF ALL WORK.
 8. THE CONTRACTOR SHALL BE RESPONSIBLE FOR THE PROTECTION OF ALL ADJACENT PROPERTIES.
 9. THE CONTRACTOR SHALL MAINTAIN A SAFE WORKING ENVIRONMENT AT ALL TIMES.
 10. THE CONTRACTOR SHALL BE RESPONSIBLE FOR THE PROTECTION OF ALL ADJACENT PROPERTIES.
- SECTION 2: MEASUREMENT**
- GENERAL PROVISIONS**
1. MEASUREMENT SHALL BE IN ACCORDANCE WITH THE MEASUREMENT AND PAYMENT SCHEDULE.
 2. THE CONTRACTOR SHALL BE RESPONSIBLE FOR THE PROTECTION OF ALL ADJACENT PROPERTIES.
 3. THE CONTRACTOR SHALL MAINTAIN A SAFE WORKING ENVIRONMENT AT ALL TIMES.
 4. THE CONTRACTOR SHALL BE RESPONSIBLE FOR THE PROTECTION OF ALL ADJACENT PROPERTIES.
 5. THE CONTRACTOR SHALL MAINTAIN ADEQUATE RECORDS OF ALL WORK.
 6. THE CONTRACTOR SHALL BE RESPONSIBLE FOR THE PROTECTION OF ALL ADJACENT PROPERTIES.
 7. THE CONTRACTOR SHALL MAINTAIN A SAFE WORKING ENVIRONMENT AT ALL TIMES.
 8. THE CONTRACTOR SHALL BE RESPONSIBLE FOR THE PROTECTION OF ALL ADJACENT PROPERTIES.
 9. THE CONTRACTOR SHALL MAINTAIN ADEQUATE RECORDS OF ALL WORK.
 10. THE CONTRACTOR SHALL BE RESPONSIBLE FOR THE PROTECTION OF ALL ADJACENT PROPERTIES.
- PERFORMANCE**
- GENERAL PROVISIONS**
1. THE CONTRACTOR SHALL BE RESPONSIBLE FOR THE PROTECTION OF ALL ADJACENT PROPERTIES.
 2. THE CONTRACTOR SHALL MAINTAIN A SAFE WORKING ENVIRONMENT AT ALL TIMES.
 3. THE CONTRACTOR SHALL BE RESPONSIBLE FOR THE PROTECTION OF ALL ADJACENT PROPERTIES.
 4. THE CONTRACTOR SHALL MAINTAIN ADEQUATE RECORDS OF ALL WORK.
 5. THE CONTRACTOR SHALL BE RESPONSIBLE FOR THE PROTECTION OF ALL ADJACENT PROPERTIES.
 6. THE CONTRACTOR SHALL MAINTAIN A SAFE WORKING ENVIRONMENT AT ALL TIMES.
 7. THE CONTRACTOR SHALL BE RESPONSIBLE FOR THE PROTECTION OF ALL ADJACENT PROPERTIES.
 8. THE CONTRACTOR SHALL MAINTAIN ADEQUATE RECORDS OF ALL WORK.
 9. THE CONTRACTOR SHALL BE RESPONSIBLE FOR THE PROTECTION OF ALL ADJACENT PROPERTIES.
 10. THE CONTRACTOR SHALL MAINTAIN A SAFE WORKING ENVIRONMENT AT ALL TIMES.
- UNIT 1: FINISHES**
- GENERAL PROVISIONS**
1. FINISHES SHALL BE IN ACCORDANCE WITH THE SPECIFICATIONS AND THE MEANS AND METHOD OF CONSTRUCTION.
 2. THE CONTRACTOR SHALL BE RESPONSIBLE FOR THE PROTECTION OF ALL ADJACENT PROPERTIES.
 3. THE CONTRACTOR SHALL MAINTAIN A SAFE WORKING ENVIRONMENT AT ALL TIMES.
 4. THE CONTRACTOR SHALL BE RESPONSIBLE FOR THE PROTECTION OF ALL ADJACENT PROPERTIES.
 5. THE CONTRACTOR SHALL MAINTAIN ADEQUATE RECORDS OF ALL WORK.
 6. THE CONTRACTOR SHALL BE RESPONSIBLE FOR THE PROTECTION OF ALL ADJACENT PROPERTIES.
 7. THE CONTRACTOR SHALL MAINTAIN A SAFE WORKING ENVIRONMENT AT ALL TIMES.
 8. THE CONTRACTOR SHALL BE RESPONSIBLE FOR THE PROTECTION OF ALL ADJACENT PROPERTIES.
 9. THE CONTRACTOR SHALL MAINTAIN ADEQUATE RECORDS OF ALL WORK.
 10. THE CONTRACTOR SHALL BE RESPONSIBLE FOR THE PROTECTION OF ALL ADJACENT PROPERTIES.

POPES FLORESSANT MISSOURI

9511 HIGHWAY 67
FLORESSANT, MISSOURI 63031

CLIENT: Z & H FOODS, INC.
3100 MAIN STREET SUITE 301
DALLAS, TEXAS 75226

POPES

CORALIC

2 & H FOODS, INC.
3100 MAIN STREET SUITE 301
DALLAS, TEXAS 75226

POPES ARCHITECTURE
1101 N. GUYTON ST.
DALLAS, TEXAS 75226

POPES ARCHITECTURE
1101 N. GUYTON ST.
DALLAS, TEXAS 75226

POPES ARCHITECTURE
1101 N. GUYTON ST.
DALLAS, TEXAS 75226

APPLICATION TO THE CITY OF FLORISSANT PLANNING AND ZONING COMMISSION TO AMEND THE PROVISIONS OF AN EXISTING B-5 PLANNED COMMERCIAL DISTRICT ORDINANCE



PLANNING & ZONING ACTION:

Address of Property:

955 N. Highway 67

Council Ward 6 Zoning B-5

Initial Date Petitioner Filed Building Commissioner to complete ward, zone & date filed

PETITION TO AMEND B-5 ORDINANCE # 8251 Enter ordinance number or number requesting to amend.

1) Comes Now EDIN COPALIC (Individual's name, corporation, partnership, etc.) Enter name of petitioner. If a corporation, state as such. If applicable include DBA (Doing Business As).

and states to the Planning and Zoning Commission that he (she) (they) has (have) the following legal interest in the tract of land located in the City of Florissant, State of Missouri, described on page 3 of this petition.

Legal interest in the Property ARCHITECT WORKING FOR OWNER. HZ PROPS RE, LTD State legal interest in the property. (i.e., owner of property, lease); also submit copy of deed or lease or letter of authorization from owner to seek a special use.

A. The petitioner (s) hereby states that he (she) (they) is (are) submitting a description of the property for which the Permit is petitioned by giving bearings & distances (metes and bounds). Not required if description is identical to "B".

B. The petitioner (s) hereby states that he (she) (they) is (are) submitting a survey or plat of the property drawn to a scale of 100 feet or less to the inch, referenced to a point easily located on the ground as street intersection, centerline of creek having a generally known name, etc., showing dimensions, bearings and distances of the property, north arrow and scale.

C. Acreage to nearest tenth of an acre of the property for which rezoning is petitioned

2. The petitioner(s) hereby further state(s) that the property herein described in this petition is presently zoned in a B-5 District and is presently being used for POPEYES LOUISIANA KITCHEN RESTAURANT State current use of property, (or, state: vacant).

PERSONAL
3. The petitioner(s) hereby state(s) the following reasons to justify the amendment to the existing B-5 ordinance:

CHANGE OF OWNERSHIP & ARCH. DESIGN TEAM AT THE START OF CD'S
List reason for the amendment request. CAUSED CONFUSION & BLDG. & SITE WERE NOT BUILT PER APPROVED B-5

4. The petitioner(s) further states(s) that they (he) (she) can comply with all of the requirements of the City of Florissant, including setback lines and off-street parking.

5. The petitioner(s) further state(s) that they (he) (she) further represent(s) and warrants that they (he) (she) has (have) not made any arrangement to pay any commission, gratuity or consideration, directly or indirectly, to any official employee or appointee of the City of Florissant, with respect to this application.

PRINT PETITIONER'S NAME EDIN CORALIC

PETITIONER(S) SIGNATURE (S) *Edin Coralic*
Print Name

FOR CORALIC ARCHITECTURE
(company, corporation, partnership)

Print and sign application. If applicant is a corporation or partnership signature must be a CORPORATE OFFICER or PARTNER. NOTE: Corporate officer is an individual named in corporate papers.

6. I (we) hereby certify that (indicate one of the following):
 I (we) have a legal interest in the herein above described property.
 I am (we are) the duly appointed agent(s) of the petitioner (s), and that all information given here is true and a statement of fact.

Petitioner may assign an agent to present petition to the Commission and Council. The agent must sign the petition in this section, and provide address and telephone number

SIGNATURE *Edin Coralic*

ADDRESS 2653 LOCUST ST. St. Louis MO 63103
STREET CITY STATE ZIP CODE

TELEPHONE NUMBER 314-578-4953
BUSINESS

I (we) the petitioner (s) do hereby appoint EDIN CORALIC as

my (our) duly authorized agent to represent me (us) in regard to this petition

Edin Coralic
Signature of Petitioner(s) or Authorized Agent

NOTE: Be advised when the petitioner and/or his duly authorized agent appears before the Planning and Zoning Commission and make the presentation, the same individuals must also appear before the City Council for that presentation. Also if the descriptions of plats or surveys are incorrect, or if the petition form is not correctly and completely filled out it will be returned for corrections and may have to be re-submitted.

Please check the box for the appropriate type of operation then fill in appropriate section (a), (b) or (c). Corporations are to submit copy of Missouri corporate papers with registration papers.

1) Type of Operation: Individual: Partnership: Corporation:

(a) If an individual:

(1) Name and Address _____

(2) Telephone Number _____

(3) Business Address _____

(4) Date started in business _____

(5) Name in which business is operated if different from (1) _____

(6) If operating under a fictitious name, provide the name and date registered with the State of Missouri, and a copy of the registration.

(b) If a partnership:

(1) Names & addresses of all partners _____

(2) Telephone numbers _____

(3) Business address _____

(4) Name under which business is operated _____

(5) If operating under fictitious name, provide date the name was registered with the State of Missouri, and a copy of the registration.

(c) If a corporation:

(1) Names & addresses of all partners _____

(2) Telephone numbers _____

(3) Business address _____

(4) State of Incorporation & a photocopy of incorporation papers _____

(5) Date of Incorporation _____

(6) Missouri Corporate Number _____

(7) If operating under fictitious name, provide the name and date registered with the State of Missouri, and a copy of registration. _____

(8) Name in which business is operated _____

(9) If the property location is in a strip center, give dimensions of your space under square footage and do not give landscaping information.

Please fill in applicable information requested.

Name _____

Address _____

Property Owner _____

Location of property _____

Dimensions of property _____

Property is presently zoned B-5 per ordinance # _____

Current & Proposed Use of Property _____

Type of Sign _____ Height _____

Type of Construction _____ Number Of Stories _____

Square Footage of Building _____ Number of Curb Cuts _____

Number of Parking Spaces _____ Sidewalk Length _____

Landscaping: No. of Trees _____ Diameter _____

No. of Shrubs _____ Size _____

Fence: Type _____ Length _____ Height _____

PLEASE SUBMIT NINE (9) FOLDED COPIES OF THE FOLLOWING:

1. Plan or drawing showing zoning of adjoining properties.
2. Plan or drawing showing location of property in relation to major streets and all adjoining properties.
3. Drawing showing measurement of tract and overall area of tract.
4. Plan or drawing showing proposed parking layout, landscaping, parking lighting, signage and trash enclosure.

**PROVIDE LEGAL DESCRIPTION OF PROPERTY PERTAINING TO THIS
PETITION**

(Close legal description with acreage to the nearest tenth of an acre).

Provide a legal description of the property. If part of a shopping center list address and state part of what shopping center (i.e.: 351 N. Highway 67 part of Florissant Meadows Shopping Center). If property is a single lot, list full written legal description with bearings and distances.

PROVIDE LOCATION MAP SHOWING AREA INVOLVING THIS PETITION

Provide a drawing of a location map showing the nearest major intersection or include on plans.

STAFF CHECK LIST / REVIEW SHEET

ADDRESS OF PROPERTY _____ CURRENT ZONING _____

PROPERTY OWNER OF RECORD _____ PHONE NO. _____

AUTHORIZED AGENT _____ PHONE NO. _____

PROPOSAL _____

1) a. Uses - Are uses stipulated Yes / No

b. What current District would this proposal be a permitted use: _____

c. Proposed uses for out lots: _____

2) Performance Standards:

a) Vibration: Is there any foreseen vibration problems at the property line? Yes / No

b) Noises: Will the operation or proposed equipment exceed 70 decibels? Yes / No

c) Odor is there any foreseen problem with odor? Yes / No

d) Smoke: Will the operation emit any smoke which could exceed a density described as No. 1 on the Ringleman Chart? Yes / No

e) Toxic gases: Is there any foreseen emission of toxic gases from the operation? Yes / No

f) Is there foreseen emission of dirt, dust, fly ash, and other forms of particle matter? Yes / No

g) Is there any dangerous amount of radiation produced from the operation? Yes / No

h) Is there any glare or heat which would be produced outside of an enclosure? Yes / No

I) Is screening of trash dumpsters, mechanical equipment, incinerators, etc, shown? Yes / No

j) Is buildings screened from adjoining residential? Yes / No

3) Are height of structures shown? Yes / No

4) Are all setbacks shown? Yes / No

5) Are building square footages shown? Yes / No

6) What is the exterior construction of the buildings? _____

7) Is off street loading shown? Yes / No

8) Parking:

a) Does parking shown meet the ordinance? Yes / No

b) Is a variance required in accordance with the ordinance? Yes / No

c) Ratio shown _____ to _____

d) Total Number _____

e) Will cross access and cross parking agreements be required? Yes / No

f) Is the parking lot adequately landscaped? Yes / No

9) Are there any signs? Yes / No

Number of signs shown _____

Type of Signs _____

Are sizes, heights, details, and setbacks shown? Yes / No

10) Are existing and proposed contours shown at not more than five (5) feet intervals? Yes / No

11) Is the approximate location of all isolated trees having a trunk diameter of six inches or all tree masses and proposed landscaping shown? Yes / No

- 12) Are two section profiles through the site showing preliminary building form, existing natural grade and proposed final grade shown? Yes / No
- 13) Is proposed ingress/egress onto the site and internal traffic movements shown? Yes / No
- 14) Was a traffic study submitted? Yes / No
Does the City Staff recommend a traffic study? Yes / No
- 15) Are preliminary plans for sanitation and drainage (sanitary & storm water) facilities shown? Yes / No
- 16) Is a legal description of the property shown? Yes / No
Does legal description appear to be proper? Yes / No
- 17) Is an out-boundary plat of the property submitted? Yes / No
- 18) Suggested time limitations of construction: Start _____ Finish _____
- 19) Is parking lot lighting shown? Yes / No
- 20) Are new walkways required? Yes / No
- 21) Is there sufficient handicapped access? Yes / No
- 22) a) Are there proposed curb-cuts? Yes / No
b) Do the curb-cuts meet the City ordinances? Yes / No
- 23) Will this project require any street improvements? Yes / No
- 24) Staff recommendations for site development plans: _____

- 25) Staff Comments: _____

5/9/18

Date Application reviewed

Philip E. ...

Building Commissioner or Staff Signature



POPES
 951 N. Highway 67
 Florissant, Missouri 63031
 Phone: (636) 331-1111
 Fax: (636) 331-1112
 www.popes.com

CLIENT: Z & H FOODS, INC.
 3111 MAIN STREET, SUITE 3H
 DALLAS, TEXAS 75218

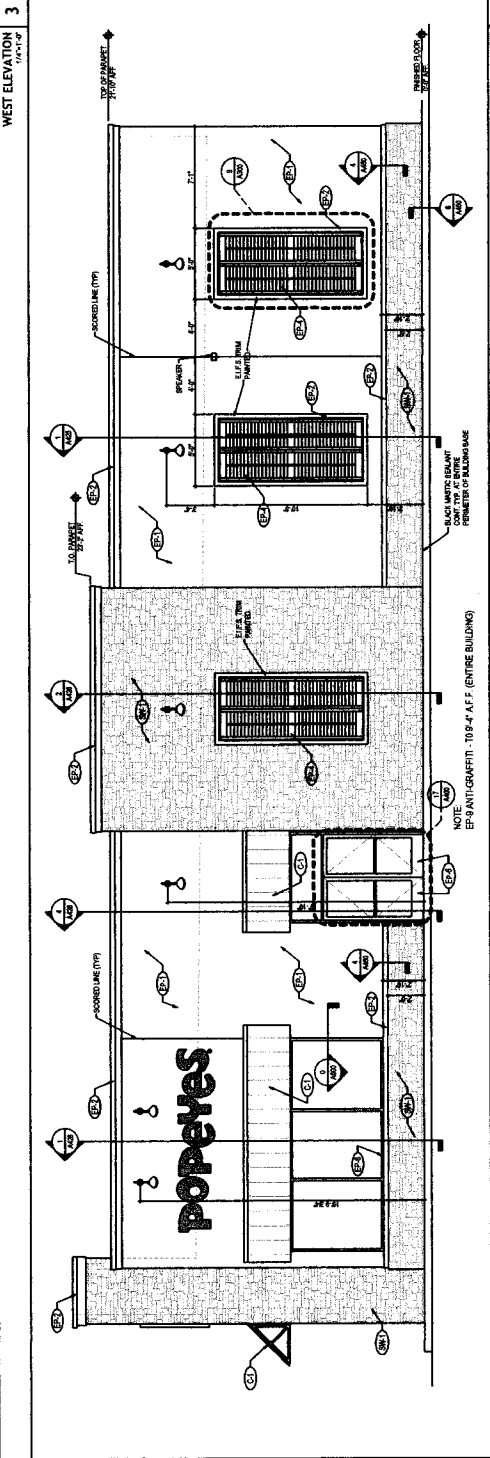
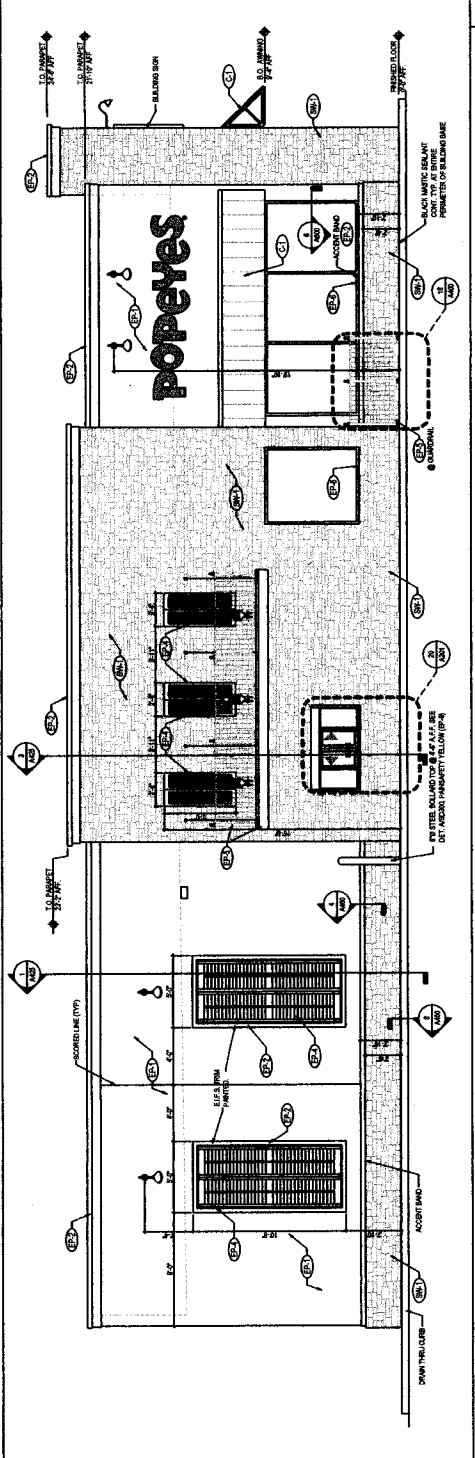
LEFT & RIGHT EXTERIOR ELEVATIONS

SHEET TITLE:

A301

SHEET NUMBER:

17031.00



SECTION BA ALUMINUM ENTRANCE STOREFRONT

GENERAL PROVISIONS

- SCOPE: SUPPLY AND INSTALL GLASS IN STOREFRONT AND GLASS-FRAME WINDOWS IN ACCORDANCE WITH THE MANUFACTURER'S INSTALLATION INSTRUCTIONS. PLACE IN ACCORDANCE WITH THE MANUFACTURER'S INSTALLATION INSTRUCTIONS. PLACE IN ACCORDANCE WITH THE MANUFACTURER'S INSTALLATION INSTRUCTIONS. PLACE IN ACCORDANCE WITH THE MANUFACTURER'S INSTALLATION INSTRUCTIONS.
- INSTALLATION: INSTALLATION SHALL BE IN ACCORDANCE WITH THE MANUFACTURER'S INSTALLATION INSTRUCTIONS. PLACE IN ACCORDANCE WITH THE MANUFACTURER'S INSTALLATION INSTRUCTIONS. PLACE IN ACCORDANCE WITH THE MANUFACTURER'S INSTALLATION INSTRUCTIONS.
- PERFORMANCE: PERFORMANCE SHALL BE IN ACCORDANCE WITH THE MANUFACTURER'S PERFORMANCE REQUIREMENTS. PLACE IN ACCORDANCE WITH THE MANUFACTURER'S PERFORMANCE REQUIREMENTS. PLACE IN ACCORDANCE WITH THE MANUFACTURER'S PERFORMANCE REQUIREMENTS.
- FINISHES: FINISHES SHALL BE IN ACCORDANCE WITH THE MANUFACTURER'S FINISHES REQUIREMENTS. PLACE IN ACCORDANCE WITH THE MANUFACTURER'S FINISHES REQUIREMENTS. PLACE IN ACCORDANCE WITH THE MANUFACTURER'S FINISHES REQUIREMENTS.


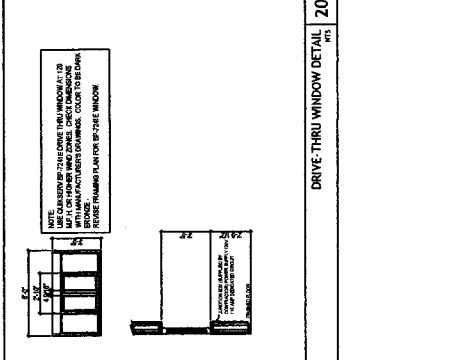
SECTION BC GLAZING

GENERAL PROVISIONS

- SCOPE: SUPPLY AND INSTALL GLASS IN STOREFRONT AND GLASS-FRAME WINDOWS IN ACCORDANCE WITH THE MANUFACTURER'S INSTALLATION INSTRUCTIONS. PLACE IN ACCORDANCE WITH THE MANUFACTURER'S INSTALLATION INSTRUCTIONS. PLACE IN ACCORDANCE WITH THE MANUFACTURER'S INSTALLATION INSTRUCTIONS.
- INSTALLATION: INSTALLATION SHALL BE IN ACCORDANCE WITH THE MANUFACTURER'S INSTALLATION INSTRUCTIONS. PLACE IN ACCORDANCE WITH THE MANUFACTURER'S INSTALLATION INSTRUCTIONS. PLACE IN ACCORDANCE WITH THE MANUFACTURER'S INSTALLATION INSTRUCTIONS.
- PERFORMANCE: PERFORMANCE SHALL BE IN ACCORDANCE WITH THE MANUFACTURER'S PERFORMANCE REQUIREMENTS. PLACE IN ACCORDANCE WITH THE MANUFACTURER'S PERFORMANCE REQUIREMENTS. PLACE IN ACCORDANCE WITH THE MANUFACTURER'S PERFORMANCE REQUIREMENTS.
- FINISHES: FINISHES SHALL BE IN ACCORDANCE WITH THE MANUFACTURER'S FINISHES REQUIREMENTS. PLACE IN ACCORDANCE WITH THE MANUFACTURER'S FINISHES REQUIREMENTS. PLACE IN ACCORDANCE WITH THE MANUFACTURER'S FINISHES REQUIREMENTS.

SECTION DD EXTERIOR FINISH SCHEDULE

Code	Description	Material	Manufacturer	Finish Name	Color
DD-01	EXTERIOR WALL SURFACE ABOVE ACCENT TRIM	PAINT (SEE POPES)	BENJAMIN MOORE	EXTERIOR WALL SURFACE ABOVE ACCENT TRIM	MOCKINGBIRD
DD-02	EXTERIOR WALL SURFACE BELOW ACCENT TRIM	PAINT (SEE POPES)	BENJAMIN MOORE	EXTERIOR WALL SURFACE BELOW ACCENT TRIM	MOCKINGBIRD
DD-03	EXTERIOR WALL SURFACE ABOVE ACCENT TRIM	PAINT (SEE POPES)	BENJAMIN MOORE	EXTERIOR WALL SURFACE ABOVE ACCENT TRIM	MOCKINGBIRD
DD-04	EXTERIOR WALL SURFACE BELOW ACCENT TRIM	PAINT (SEE POPES)	BENJAMIN MOORE	EXTERIOR WALL SURFACE BELOW ACCENT TRIM	MOCKINGBIRD
DD-05	EXTERIOR WALL SURFACE ABOVE ACCENT TRIM	PAINT (SEE POPES)	BENJAMIN MOORE	EXTERIOR WALL SURFACE ABOVE ACCENT TRIM	MOCKINGBIRD
DD-06	EXTERIOR WALL SURFACE BELOW ACCENT TRIM	PAINT (SEE POPES)	BENJAMIN MOORE	EXTERIOR WALL SURFACE BELOW ACCENT TRIM	MOCKINGBIRD
DD-07	EXTERIOR WALL SURFACE ABOVE ACCENT TRIM	PAINT (SEE POPES)	BENJAMIN MOORE	EXTERIOR WALL SURFACE ABOVE ACCENT TRIM	MOCKINGBIRD
DD-08	EXTERIOR WALL SURFACE BELOW ACCENT TRIM	PAINT (SEE POPES)	BENJAMIN MOORE	EXTERIOR WALL SURFACE BELOW ACCENT TRIM	MOCKINGBIRD
DD-09	EXTERIOR WALL SURFACE ABOVE ACCENT TRIM	PAINT (SEE POPES)	BENJAMIN MOORE	EXTERIOR WALL SURFACE ABOVE ACCENT TRIM	MOCKINGBIRD
DD-10	EXTERIOR WALL SURFACE BELOW ACCENT TRIM	PAINT (SEE POPES)	BENJAMIN MOORE	EXTERIOR WALL SURFACE BELOW ACCENT TRIM	MOCKINGBIRD



SECTION DD EXTERIOR FINISH SCHEDULE

Code	Description	Material	Manufacturer	Finish Name	Color
DD-01	EXTERIOR WALL SURFACE ABOVE ACCENT TRIM	PAINT (SEE POPES)	BENJAMIN MOORE	EXTERIOR WALL SURFACE ABOVE ACCENT TRIM	MOCKINGBIRD
DD-02	EXTERIOR WALL SURFACE BELOW ACCENT TRIM	PAINT (SEE POPES)	BENJAMIN MOORE	EXTERIOR WALL SURFACE BELOW ACCENT TRIM	MOCKINGBIRD
DD-03	EXTERIOR WALL SURFACE ABOVE ACCENT TRIM	PAINT (SEE POPES)	BENJAMIN MOORE	EXTERIOR WALL SURFACE ABOVE ACCENT TRIM	MOCKINGBIRD
DD-04	EXTERIOR WALL SURFACE BELOW ACCENT TRIM	PAINT (SEE POPES)	BENJAMIN MOORE	EXTERIOR WALL SURFACE BELOW ACCENT TRIM	MOCKINGBIRD
DD-05	EXTERIOR WALL SURFACE ABOVE ACCENT TRIM	PAINT (SEE POPES)	BENJAMIN MOORE	EXTERIOR WALL SURFACE ABOVE ACCENT TRIM	MOCKINGBIRD
DD-06	EXTERIOR WALL SURFACE BELOW ACCENT TRIM	PAINT (SEE POPES)	BENJAMIN MOORE	EXTERIOR WALL SURFACE BELOW ACCENT TRIM	MOCKINGBIRD
DD-07	EXTERIOR WALL SURFACE ABOVE ACCENT TRIM	PAINT (SEE POPES)	BENJAMIN MOORE	EXTERIOR WALL SURFACE ABOVE ACCENT TRIM	MOCKINGBIRD
DD-08	EXTERIOR WALL SURFACE BELOW ACCENT TRIM	PAINT (SEE POPES)	BENJAMIN MOORE	EXTERIOR WALL SURFACE BELOW ACCENT TRIM	MOCKINGBIRD
DD-09	EXTERIOR WALL SURFACE ABOVE ACCENT TRIM	PAINT (SEE POPES)	BENJAMIN MOORE	EXTERIOR WALL SURFACE ABOVE ACCENT TRIM	MOCKINGBIRD
DD-10	EXTERIOR WALL SURFACE BELOW ACCENT TRIM	PAINT (SEE POPES)	BENJAMIN MOORE	EXTERIOR WALL SURFACE BELOW ACCENT TRIM	MOCKINGBIRD

SECTION EE EXTERIOR FINISH SCHEDULE

Code	Description	Material	Manufacturer	Finish Name	Color
EE-01	EXTERIOR WALL SURFACE ABOVE ACCENT TRIM	PAINT (SEE POPES)	BENJAMIN MOORE	EXTERIOR WALL SURFACE ABOVE ACCENT TRIM	MOCKINGBIRD
EE-02	EXTERIOR WALL SURFACE BELOW ACCENT TRIM	PAINT (SEE POPES)	BENJAMIN MOORE	EXTERIOR WALL SURFACE BELOW ACCENT TRIM	MOCKINGBIRD
EE-03	EXTERIOR WALL SURFACE ABOVE ACCENT TRIM	PAINT (SEE POPES)	BENJAMIN MOORE	EXTERIOR WALL SURFACE ABOVE ACCENT TRIM	MOCKINGBIRD
EE-04	EXTERIOR WALL SURFACE BELOW ACCENT TRIM	PAINT (SEE POPES)	BENJAMIN MOORE	EXTERIOR WALL SURFACE BELOW ACCENT TRIM	MOCKINGBIRD
EE-05	EXTERIOR WALL SURFACE ABOVE ACCENT TRIM	PAINT (SEE POPES)	BENJAMIN MOORE	EXTERIOR WALL SURFACE ABOVE ACCENT TRIM	MOCKINGBIRD
EE-06	EXTERIOR WALL SURFACE BELOW ACCENT TRIM	PAINT (SEE POPES)	BENJAMIN MOORE	EXTERIOR WALL SURFACE BELOW ACCENT TRIM	MOCKINGBIRD
EE-07	EXTERIOR WALL SURFACE ABOVE ACCENT TRIM	PAINT (SEE POPES)	BENJAMIN MOORE	EXTERIOR WALL SURFACE ABOVE ACCENT TRIM	MOCKINGBIRD
EE-08	EXTERIOR WALL SURFACE BELOW ACCENT TRIM	PAINT (SEE POPES)	BENJAMIN MOORE	EXTERIOR WALL SURFACE BELOW ACCENT TRIM	MOCKINGBIRD
EE-09	EXTERIOR WALL SURFACE ABOVE ACCENT TRIM	PAINT (SEE POPES)	BENJAMIN MOORE	EXTERIOR WALL SURFACE ABOVE ACCENT TRIM	MOCKINGBIRD
EE-10	EXTERIOR WALL SURFACE BELOW ACCENT TRIM	PAINT (SEE POPES)	BENJAMIN MOORE	EXTERIOR WALL SURFACE BELOW ACCENT TRIM	MOCKINGBIRD

EXTERIOR FINISH SCHEDULE

1

1

MEMORANDUM



CITY OF FLORISSANT- BUILDING DEPARTMENT

"Preserve and improve the health, safety, and welfare of our residents, businesses and the general public in the City of Florissant; while at the same time maintaining property values and improving the quality of life in the City of Florissant."

To: Planning and Zoning Commissioners Date: **July 11, 2018**

From: Philip E. Lum, AIA-Building Commissioner c: Todd Hughes - P.E.,
Director Public Works
Deputy City Clerk
Applicant
File

Subject: Request Recommended Approval to amend the provisions of a 'B-5' at
955 N. Highway 67 Popeye's to allow for site and exterior materials
changes.

STAFF REPORT

CASE NUMBER PZ-060418-5

I. PROJECT DESCRIPTION:

The request before the commission is to amend the provisions of a 'B-5' Planned Commercial District the property now known as 951 N. Highway 67. The restaurant is currently under a Conditional Occupancy, pending completion of the 'B-5' Planned Commercial District as a sit-down, carryout restaurant with drive-up service. The petitioner proposes no further changes and operation as-is. The problem is that the property as it stands does not meet the ordinance, **no. 8251, attached.**

The petitioner will present several mitigating factors that include:

The supplanting of the original architect, drawings sent to the City from the original architect versus what is shown on the building permit plans, aggressive schedule and contractor problems.

In addition, the City has learned that a cross-access easement exists in the sale contract to allow access through the site to N Highway 67 from the property to the North, the Collision Center. **copy of PSA attached which shows parallel parking and two way traffic. The petitioner has claimed that MoDOT and Ameren requirements agree with this cross access easement. Staff agrees that an access against a one-way flow of traffic is not desired. P&Z recommended approval of the one-way traffic plan**

2
3
4
5
6
7
8
9
10
11
12
13
14
15
16
17
18
19
20
21
22
23
24
25
26
27
28
29
30
31
32
33
34
35
36
37
38

39 with no knowledge of the access agreement which existed between the two
40 neighboring sites.

41
42 The property is approximately 1.1 acres. The building is 2,979 square feet. There is
43 approximately 33% of the lot that is proposed green space.

44
45 Drawings Proposed Comparison:

46 **C3 of 7 dated 5/23/16 matches that in the ordinance,**

47 **MSD2 dated 2.17.17 was not part of the ordinance,**

48 **L1 dated 12/19/16 does not match the plan in the ordinance dated 8/28/16,**

49 **L2 dated 12/19/16 does not match the plan in the ordinance dated 8/28/16,**

50 **A100 was not part of the ordinance,**

51 **A300 and A301, dated 6/7/17 do not match A2-1 and a A2-2 in the ordinance,**

52 **A400 was not part of the ordinance.**

53
54
55 **IV. STAFF ANALYSIS per drawing:**

56 **C3 of 7 Comments:**

57 This drawing matches that of the ordinance. What does not match is what was built in
58 the field along the north property line. There is what appears to be what staff will refer to
59 as the 'access drive' or approach to the property to the north which has not been
60 constructed. During the course of sewer work, 2 manholes were placed near this area and
61 the area was left undeveloped and sodded. A continuous retaining wall (keyed note 20)
62 and 6" curb (keyed notes 7, 8) and an undetailed "barrier" (keyed note 21) along the
63 north line, none of which is currently constructed.

64
65 One problem with this is that now we are aware of a contractual agreement between
66 parties for an access easement through this area. Staff recommends this be resolved prior
67 to amending the 'B-5'. The **Collision Center is operating at 955 N Highway 67**, in an
68 'R-4' Zoning District, under Special Permit.

69
70 **MSD2 Comments:** This drawing was not part of the ordinance, but indicates the
71 manholes installed near the missing concrete paving of the 'access drive'. It is not known
72 whether the owner or contractor deleted the paved area, but **it was** decided to do so after
73 constructing (2) manholes, one (1) shown on the plan. **The owner claims that both**
74 **Ameren and MoDOT have something to do with no paving in this access drive area.**

75
76 **L1 Comments:** Generally this plan matches with a few exceptions. Next to the 'access
77 drive' to the West, 3 Hughes Junipers, 4 Goldmound Spirea and 3 Dwarf Fragrant Sumac
78 shrubs have been replaced with 13 Little Bluestem and 22 Meadow Phlox, but again no
79 plantings in this island area have been made alongside this island.

80
81 Other landscape deficiencies were cited recently, such as no plantings in the bioretention
82 area, dead plant materials and exposed irrigation pipes. **In addition, landscaping of**
83 **Lin-Cor Plantings were not installed per lines 45-46 of the ordinance along the**
84 **frontage.**

85
86
87
88
89
90
91
92
93
94
95
96
97
98
99
100
101
102
103
104
105
106
107
108
109
110
111
112
113
114
115
116
117
118
119
120
121
122
123
124
125
126
127
128
129
130

L2 Comments: Generally this plan matches with a few exceptions. The landscaped island in question is fed from the west instead of from the South.

A100 Comments: This drawing was not part of the ordinance, but indicates the wall layout.

A300 and A301 Comments: Brick was omitted by these drawings but not caught upon plan review. **Signage drawings contained in the ordinance showed no brick, but elevations did show brick in the ordinance which required all walls to be masonry, line 44 of the ordinance.** The construction schedule was aggressive and plans were processed so that construction could proceed as soon as possible. Conditional Occupancy was achieved, several items remained incomplete, but did not prevent the restaurant from being operational. When asked when these items were to be completed, the owner rep. Mr. Varley opted to propose amending the ordinance.

The exterior of the building was originally proposed to be constructed of manufactured stone and EIFS, but was revised and approved by the re-zoning ordinance to be 100% stone and brick. The stone installed appears to be thin-stone, not 4" stone as recommended and no confirmation of minimum 1" thickness as required by 500.040.

Over the years, there have been many 100% masonry projects, such as Taco Bells, Firestone, etc. and there have been a few cases where 100% masonry was missed and required by the City, i.e. Sonic at 13947 New Halls Ferry was a pre-fab structure delivered without the brick and so it was bricked after the fact. **In this case, the structural engineer has written a statement detailing difficulties in providing brick after the fact due to the height of the building, attached. Staff estimates the cost of brick veneer to be in the range of \$30/s.f. however, structural corrections will not be easily done and would add significant cost to the veneer.**

A400 Comments: This drawing was not part of the ordinance. The application of brick to the building would necessitate the input of the structural engineer and perhaps lateral bracing. The foundation is not a usual spread footing but designed as a thick grade beam. Therefore, the brick could be laid atop of the footing and continued to the top of the existing exterior walls between the stone towers. **The building, however, is not designed to resist the additional lateral loads of the brick.**

Care would need to be taken to terminate and return brick on each side of such wall extensions. Full wythe brick would interfere with the north leaf of the double door. Stone manufacturer needs to confirm minimum thickness of material.

Miscellaneous Comments: Another inconsistency is the height of the sign, which the owner would like to change, to be at the height approved of 25 feet. The existing sign appears short, compared to Culver's sign. Other items cited 4/27/18:

- Ordinance Line 45-46: No Lin-Cor plantings: burning bushes and thornless honey locusts 50'o.c. not installed along highway.

85

86 **L2 Comments:** Generally this plan matches with a few exceptions. The landscaped
87 island in question is fed from the west instead of from the South.

88

89 **A100 Comments:** This drawing was not part of the ordinance, but indicates the wall
90 layout.

91

92 **A300 and A301 Comments:** Brick was omitted by these drawings but not caught upon
93 plan review. **Signage drawings contained in the ordinance showed no brick, but**
94 **elevations did show brick in the ordinance which required all walls to be masonry,**
95 **line 44 of the ordinance.** The construction schedule was aggressive and plans were
96 processed so that construction could proceed as soon as possible. Conditional Occupancy
97 was achieved, several items remained incomplete, but did not prevent the restaurant from
98 being operational. When asked when these items were to be completed, the owner rep.
99 Mr. Varley opted to propose amending the ordinance.

100

101 The exterior of the building was originally proposed to be constructed of manufactured
102 stone and EIFS, but was revised and approved by the re-zoning ordinance to be 100%
103 stone and brick. The stone installed appears to be thin-stone, not 4" stone as
104 recommended and no confirmation of minimum 1" thickness as required by 500.040.

105

106 Over the years, there have been many 100% masonry projects, such as Taco Bells,
107 Firestone, etc. and there have been a few cases where 100% masonry was missed and
108 required by the City, i.e. Sonic at 13947 New Halls Ferry was a pre-fab structure
109 delivered without the brick and so it was bricked after the fact. **In this case, the**
110 **structural engineer has written a statement detailing difficulties in providing brick**
111 **after the fact due to the height of the building, attached. Staff estimates the cost of**
112 **brick veneer to be in the range of \$30/s.f. however, structural corrections will not be**
113 **easily done and would add significant cost to the veneer.**

114

115 **A400 Comments:** This drawing was not part of the ordinance. The application of brick
116 to the building would necessitate the input of the structural engineer and perhaps lateral
117 bracing. The foundation is not a usual spread footing but designed as a thick grade beam.
118 Therefore, the brick could be laid atop of the footing and continued to the top of the
119 existing exterior walls between the stone towers. **The building, however, is not**
120 **designed to resist the additional lateral loads of the brick.**

121

122 Care would need to be taken to terminate and return brick on each side of such wall
123 extensions. Full wythe brick would interfere with the north leaf of the double door.
124 Stone manufacturer needs to confirm minimum thickness of material.

125

126 **Miscellaneous Comments:** Another inconsistency is the height of the sign, which the
127 owner would like to change, to be at the height approved of 25 feet. The existing sign
128 appears short, compared to Culver's sign. Other items cited 4/27/18:

129

- Ordinance Line 45-46: No Lin-Cor plantings: burning bushes and thornless
130 honey locusts 50' o.c. not installed along highway.

- 131 • First parking space is not striped of the 12 along the East property line. **This item**
132 **is since reported to be corrected.**
133

134 Haste makes waste. If the project were not interrupted by a change in design
135 professionals, no fault of anyone involved, the project would not have been rushed at
136 inopportune times and fewer mistakes would have been made. Landscape materials were
137 planted in February and some did not survive. Irrigation distribution piping has
138 unearthed itself near the South property line. Decision to not pave the 'access drive' was
139 not shared with the City nor the adjacent property owner.
140

141 **Relevant Timeline:**

- 142 • P&Z Commission's recommendations to the Council for ordinance 8251 were as
143 follows 6/1/16 under plans dated 5/27/16:
144 1. Subject to Council Approval, that all exterior walls be constructed of masonry per section
145 500.040 of the City Code including nominal 4" stone veneer.
146 2. The landscaping along the North Highway 67 property line be revised to conform to the
147 Lincor Enhancement Project.
148 3. The proposed digital sign be regulated to 10 second static images, no affects between images.
149 4. Both properties subdivided should be re-zoned per the City Comprehensive Plan. Collision
150 Center lot could be re-zoned to 'B-3' Extensive Business District and/or the Special Use
151 amended to reflect a property change.
152
- 153 • Some site utility permits were issued and inspected fall of 2017.
 - 154 • Building permit application was submitted in June, 2017 with brick,
 - 155 • Architect supplanted, permit submission not finalized until Edin Coralic
156 submission December 2017.
157

158 **Suggested Motion (drafted in the affirmative):**

159 I move to recommend approval to amend the 'B-5', ordinance no. 8251, as depicted by
160 the attached drawings:

161 **MSD2 dated 2.17.17**

162 **L1 dated 12/19/16,**

163 **L2 dated 12/19/16,**

164 **A100,**

165 **A300 and A301, dated 6/7/17,**

166 **A400**, subject to the regulations of the 'B-5' Planned Commercial District, and the
167 following additional requirements:

- 168 • ~~That lines 44-46 be stricken from ordinance 8251 (Masonry and Lin-Cor~~ *ok*
169 ~~Plantings, matching lines 148-151 above)~~
170 • That **MSD2 dated 2.17.17** be incorporated into the ordinance and paved access
171 area to the north shown on plans be removed along with curb and barrier.
172 • That L1 and L2 dated 12/19/17 be substituted for corresponding landscape plans
173 in ord. no. 8251.

- 174 • *That line 139 of the ord. be corrected to say "post" sign,*
175 *not monument sign*
176 *(end of report and suggested motion)*

- *That the landscape plan be revised to include
Lin-Cor plantings per letter from TAIT dated May 26, 2016.*

1 INTRODUCED BY COUNCILMAN HENKE
2 JULY 25, 2016

3
4 BILL NO. 9208

ORDINANCE NO. 8251

5
6 **ORDINANCE TO REZONE FOR HZ PROPS RE, LIMITED**
7 **PARTNERSHIP D/B/A POPEYE'S FOR THE PROPERTY LOCATED AT**
8 **955 N. HIGHWAY 67 FROM R-4 "SINGLE FAMILY DWELLING**
9 **DISTRICT" TO B-5 "PLANNED COMMERCIAL DISTRICT" TO ALLOW**
10 **FOR THE CONSTRUCTION OF A NEW SIT DOWN, CARRY-OUT, AND**
11 **DRIVE-THRU RESTAURANT.**

12
13 WHEREAS, Ordinance No. 1625, as amended, establishes within the City of Florissant
14 district classifications for the purpose of regulating their construction and use of land, buildings
15 and property within the said various districts, and said Ordinance provides the nature, kind and
16 character of buildings that may be erected in each of the said districts and the use to which the
17 land and buildings may be put; and

18 WHEREAS, the Planning and Zoning Commission of the City of Florissant has
19 recommended to the City Council at their meeting of June 6, 2016 that Ordinance No. 1625 be
20 amended to change the classification of the property at 955 N. Hwy 67 from R-4 Single Family
21 District to B-5 Planned Commercial District ; and

22 WHEREAS, due and lawful notice of a public hearing no. 16-06-018 on said proposed
23 zoning change was duly published, opened on June 27, 2016 at 7:30 P.M. by the Council of the
24 City of Florissant; and

25 WHEREAS, the Council, following said public hearing, and after due and careful
26 deliberation, has concluded that the amendment of Ordinance No. 1625, as amended, as
27 hereinafter set forth, to be in the best interest of the public health, safety and welfare of the City
28 of Florissant; and

29 NOW, THEREFORE, BE IT ORDAINED BY THE COUNCIL OF THE CITY OF
30 FLORISSANT, ST. LOUIS COUNTY, MISSOURI, AS FOLLOWS:

31
32 Section I: Ordinance No. 1625, as amended, is hereby further amended by changing the
33 classification of the following described property from R-4 Single Family District to B-5
34 Planned Commercial District:

37

38

39

40

41

42

43

Section 2: The Preliminary Site Development Plan and to rezone the portion of 955 N. Highway 67 from 'R-4' to a 'B-5' Planned Commercial District to allow a sit-down, carryout and drive-thru restaurant is hereby approved subject to the conditions set forth below with these conditions being part of the record:

44

- 1. All exterior walls be constructed of masonry per section 500.040 of the City Code.
- 2. The landscaping along the North Highway 67 property line be revised to conform to the Lincor Enhancement Project.
- 3. The proposed sign shall be located where shown, but the digital sign shall be limited to 10 second static images with no affects between images.

45

46

47

48

49

50

1. PERMITTED USES

51

The use permitted in this 'B-5' Planned Commercial District shall be limited to a sit down, carry out and drive-thru restaurant.

52

53

54

2. FLOOR AREA, HEIGHT AND BUILDING REQUIREMENTS

55

The building space shall be limited to a single story 2,979 square foot building.

56

57

3. PERFORMANCE STANDARDS

58

In addition to all other requirements, uses within the "B-5" Planned Commercial District shall conform to the most restrictive performance standards as follows:

59

60

61

62

63

64

65

66

67

68

69

70

71

72

73

74

75

76

77

78

79

80

81

- 1. Vibration. Every use shall be so operated that the maximum ground vibration generated is not perceptible without instruments at any point on the lot line of the lot on which the use is located.
- 2. Odor. Every use shall be so operated that no offensive or objectionable odor is perceptible at any point on the lot line on which the use is located.
- 3. Smoke. Every use shall be so operated that no smoke from any source shall be emitted of a greater density than the density described as No. 1 on the Ringelmann Chart as published by the United States Bureau of Mines.
- 4. Toxic gases. Every use shall be so operated that there is no emission of toxic, noxious or corrosive fumes or gases.
- 5. Emission of dirt, dust, fly ash and other forms of particulate matter. Emission of dirt, dust, fly ash and other forms of particulate matter shall not exceed eighty-five one-hundredths (0.85) pounds per one thousand (1,000) pounds of gases of which amount not to exceed five-tenths (0.5) pound per one thousand (1,000) pounds of gases shall be of such size as to be retained on a 325-mesh U.S. standard sieve. In the case of emission of fly ash or dust from a stationary furnace or a combustion device, these standards shall apply to a condition of fifty percent (50%) excess air in the stack at full load, which standards shall be varied in proportion to the deviation of the percentage of excess air from fifty percent (50%).
- 6. Radiation. Every use shall be so operated that there is no dangerous amount of radioactive emissions.

82 7. Glare and heat. Any operation producing intense glare or heat shall be
83 performed in an enclosure in such a manner as to be imperceptible along
84 any lot line.

85 8. Screening.
86 a. All mechanical equipment, air-handling units, cooling towers,
87 condensers, etc., on roof or grade shall be screened architecturally in such
88 a manner as to be a part of the design of the building.
89 b. Incinerators and stacks shall be enclosed in the same material as the
90 main exterior building material.

91
92 4. TRASH ENCLOSURES

93 Trash container shall be kept within a metal gated sight-proof fenced area.
94
95

96 5. PLAN SUBMITTAL REQUIREMENTS

97 A final site development plan shall be submitted to the Building Commissioner to
98 review for compliance to this ordinance and other city ordinances prior to
99 issuance of land disturbance permits or building permits. Final Development Plan
100 shall include improvements as shown on Drawings C1 of 7 (Cover Sheet) C2 of
101 7 (Demo Existing), C3 of 7 (Site Development Plan), C4 of 7 (Site Grading
102 Plan), C5 of 7 (Erosion Control Plan) C6 of 7 (Site Profiles) and C7 of 7 (Site
103 Utilities), L1 through L4, PH1, all dated 5/27/16, A2-1 and A2-2 dated
104 5/24/16, Color sign package, pages 1-19 dated 5/26/16 by Loren Industries all
105 attached.
106

107 3. SITE DEVELOPMENT PLAN CRITERIA:

108
109 a. Height, Area And Bulk Restrictions:
110

111 1. Height, Area And Bulk Regulations. The height, area and bulk regulations for
112 uses in the "B-3" Extensive Commercial District
113

114 b. Internal Drives:
115

116 (1) There shall be parking to be indicated on the Final Development Plan.
117

118 c. Minimum Parking/Loading Space Requirements.
119

120 (1) There shall be a minimum of 34 parking spaces provided on the property.
121

122 d. Road Improvements, Access and Sidewalks

123 Final Development shall include Lindbergh Improvement Plan enhancements
124 along the frontage.
125

126 e. Lighting Requirements.
127

128
129
130
131
132
133
134
135
136
137
138
139
140
141
142
143
144
145
146
147
148
149
150
151
152
153
154
155
156
157
158
159
160
161
162
163
164
165
166
167
168
169
170
171

Lighting of the property shall comply with the following standards and requirements:

- (1) The light level for parking lot lighting shall be 0.5 fc minimum as indicated on PH1 dated 5/27/16 attached.
- (2) All site lighting and exterior building lighting shall be directed down and inward.

f. Sign Requirements.

- (1) There shall be one monument sign as shown located on the C- dated 5/27/16 attached, 10 feet from the property line.
- (2) All signage shall comply with the City of Florissant sign ordinance for commercial districts.

g. Landscaping and Fencing.

- (1) Landscaping indicated on the Final Development Plan shall be as shown on the attached LI dated 5/27/16.
- (2) Any modifications to the landscaping shall be reviewed and approved by the Building Commissioner.

h. Storm Water.

Storm Water and drainage facilities shall comply with the following standards and requirements:

- (1) The Director of Public Works shall review the storm water plans to assure that storm water flow will have no adverse affect the neighboring properties.
- (2) No building permits shall be issued until the storm water plan has been approved by the St. Louis Metropolitan Sewer District.

i. Miscellaneous Design Criteria.

- (1) All applicable parking, circulation, sidewalks, and all other site design features shall comply with the Florissant City Code.
- (2) All dumpsters and grease containers shall be contained within a trash enclosure with gates, compatible with existing building.

- 172 (3) All storm water and drainage facilities shall be constructed, and all
- 173 landscaping shall be installed, prior to occupan of the building, unless
- 174 remitted by the Director of Public Works due to we her related factors.
- 175
- 176 (4) All mechanical equipment, electrical equipr nt, and communication
- 177 equipment shall be screened in accordance with the Florissant Zoning Code.
- 178
- 179 (5) The exterior design of the buildings shall be con: acted in accordance with
- 180 the renderings as approved by the Florissa: Planning and Zoning
- 181 Commission and attached hereto.
- 182
- 183 (6) All other requirements of the Florissant Municipal ode and other ordinances
- 184 of the city shall be complied with unless otherwise owed by this ordinance.
- 185
- 186

7. FINAL SITE DEVELOPMENT PLAN

A final site development plan shall be submitted to the building Commissioner to review for compliance with the applicable "B- Planned Commercial Development ordinance prior to recording. Any var ons from the ordinance approved by the City Council and/or the conceptu plans attached to such ordinance shall be processed in accordance with the edure established in the Florissant Zoning Code.

8. AMENDMENTS TO THE SITE AND EXTERIOR BUILDING PLANS:

Any changes to the approved plans attached hereto must be viewed by the Building Commissioner. The Building Commissioner must make a det mination as to the extent of the changes per the following procedure:

- 1. The property owner or designate representative shall s omit in writing a request for an amendment to the approved plans. The bui ding commissioner shall review the plans for consistency with the purpose and ontent of the proposal as originally or previously advertised for public hearing and shall make an advisory determination.
- 2. If the building commissioner determines that the rec ested amendment is not consistent in purpose and content with the nature of he purpose as originally proposed or previously advertised for the public heari . Then an amendment to the special use permit shall be required and a review a recommendation by the planning and zoning commission shall be required and new public hearing shall be required before the City Council.
- 3. If the building commissioner determines that the roposed revisions are consistent with the purpose and content with the nature the public hearing then a determination of non-necessity of a public hearing sha be made.
- 4. Determination of minor changes: If the building comm issioner determines that an amendment to the special use permit is not required a d that the changes to the plans are minor in nature the Building Commissioner m y approve said changes.

218
219
220
221
222
223
224
225
226
227
228
229
230
231
232
233
234
235
236
237
238
239
240
241
242
243
244
245
246
247

248
249
250

251
252
253
254

255

256
257

258

5. Determination of major changes: If the Building Commissioner determines that an amendment to the B-5 is not required but the changes are major in nature, then the owner shall submit an application for review and approval by the Planning and Zoning commission.

9. VERIFICATION PRIOR TO OCCUPANCY PERMIT

- a. Any new roadway improvements shall be completed prior to the issuance of any final occupancy permit.
- b. Any new storm water detention shall be completed prior to the issuance of any occupancy permit.
- c. All fencing and/or landscaping intended as screening properties shall be completed prior to the issuance of any occupancy permit, unless remitted by the Director of Public Works due to weather related factors.

10. GENERAL DEVELOPMENT CONDITIONS.

- a. Unless, and except to the extent, otherwise specifically provided herein, development shall be effected only in accordance with all ordinances of the City of Florissant.
- b. The Department of Public Works shall enforce the conditions of this ordinance in accordance with the Final Site Development Plan approved by the Planning & Zoning Commission and all other ordinances of the City of Florissant.

9. PROJECT COMPLETION.

Construction shall start within 90 days of the issuance of building permits for the project and shall be developed in accordance of the approved final development plan within 12 months of start of construction.


Section 3: The application and preliminary plans are returned to the Building Commissioner for consideration of a Final Site Development Plan, pursuant to Title IV of the Florissant Zoning Ordinance.

Section 4: Failure to develop the said Planned Commercial District in accordance with the above-described procedures and restrictions shall be cause for revision of the zoning of said property back to the previous zoning classification, in accordance with Title IV of the Florissant Zoning Ordinance.

Section 5: This ordinance shall become in full force and effect immediately upon its passage and approval.


259
260
261
262
263
264
265
266
267
268
269
270
271
272
273
274

Adopted this ____ day of _____, 2016.




Jackie Pagano
President of the Council
City of Florissant

Approved this 9 day of Aug, 2016.



Thomas P. Schneider
Mayor, City of Florissant

ATTEST:



Karen Goodwin, MMC/MRCC
City Clerk

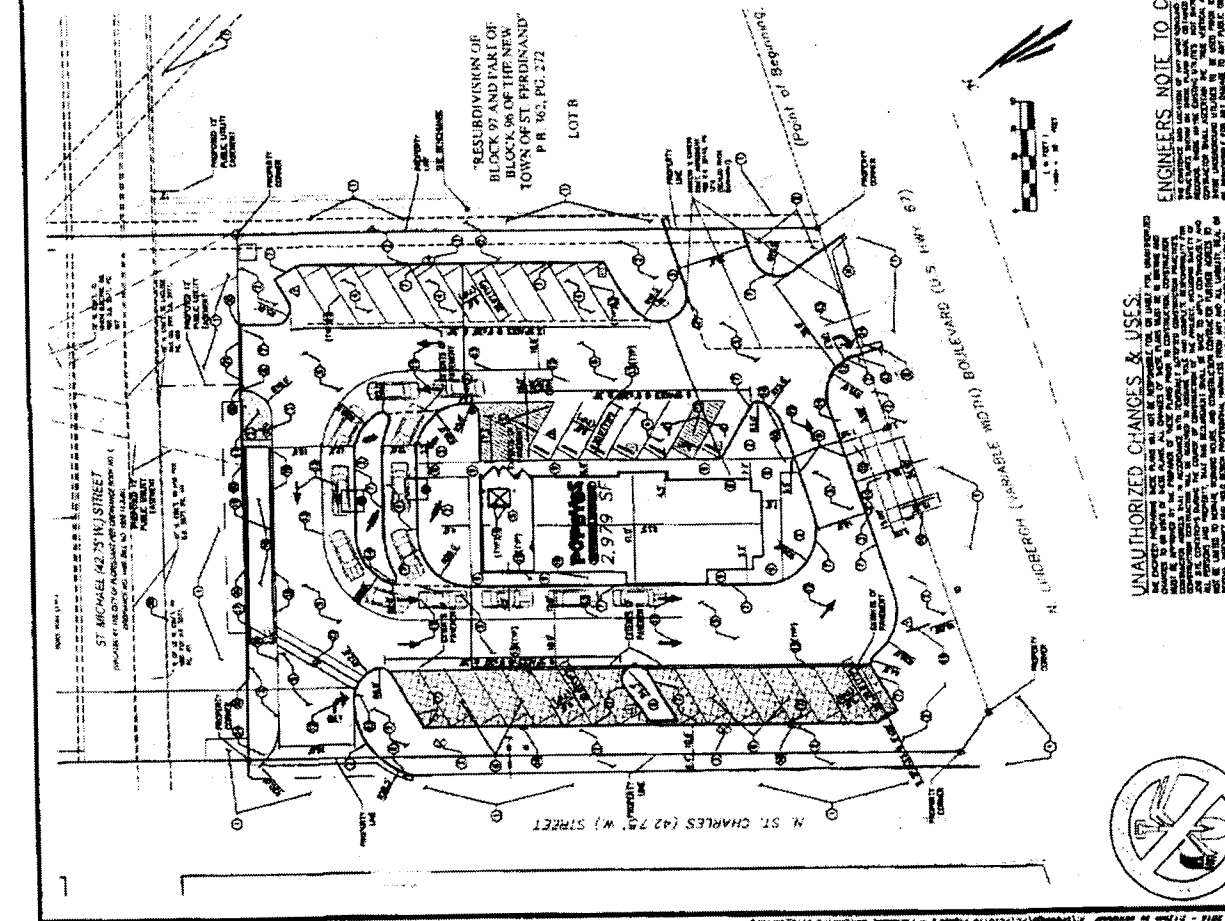
LEGEND:
 PROPOSED DRIVE IMPROVEMENTS IN PLACE
 EXISTING DRIVE IMPROVEMENTS
 PROPOSED DRIVE IMPROVEMENTS TO BE COMPLETED BY THE CONTRACTOR
 PROPOSED DRIVE IMPROVEMENTS TO BE COMPLETED BY THE OWNER
 PROPOSED DRIVE IMPROVEMENTS TO BE COMPLETED BY THE OWNER (SEE NOTE 1)
 PROPOSED DRIVE IMPROVEMENTS TO BE COMPLETED BY THE OWNER (SEE NOTE 2)
 PROPOSED DRIVE IMPROVEMENTS TO BE COMPLETED BY THE OWNER (SEE NOTE 3)
 PROPOSED DRIVE IMPROVEMENTS TO BE COMPLETED BY THE OWNER (SEE NOTE 4)
 PROPOSED DRIVE IMPROVEMENTS TO BE COMPLETED BY THE OWNER (SEE NOTE 5)
 PROPOSED DRIVE IMPROVEMENTS TO BE COMPLETED BY THE OWNER (SEE NOTE 6)
 PROPOSED DRIVE IMPROVEMENTS TO BE COMPLETED BY THE OWNER (SEE NOTE 7)
 PROPOSED DRIVE IMPROVEMENTS TO BE COMPLETED BY THE OWNER (SEE NOTE 8)
 PROPOSED DRIVE IMPROVEMENTS TO BE COMPLETED BY THE OWNER (SEE NOTE 9)
 PROPOSED DRIVE IMPROVEMENTS TO BE COMPLETED BY THE OWNER (SEE NOTE 10)

ABBREVIATIONS:

1	1" = 10'
2	2" = 20'
3	3" = 30'
4	4" = 40'
5	5" = 50'
6	6" = 60'
7	7" = 70'
8	8" = 80'
9	9" = 90'
10	10" = 100'
11	11" = 110'
12	12" = 120'
13	13" = 130'
14	14" = 140'
15	15" = 150'
16	16" = 160'
17	17" = 170'
18	18" = 180'
19	19" = 190'
20	20" = 200'
21	21" = 210'
22	22" = 220'
23	23" = 230'
24	24" = 240'
25	25" = 250'
26	26" = 260'
27	27" = 270'
28	28" = 280'
29	29" = 290'
30	30" = 300'
31	31" = 310'
32	32" = 320'
33	33" = 330'
34	34" = 340'
35	35" = 350'
36	36" = 360'
37	37" = 370'
38	38" = 380'
39	39" = 390'
40	40" = 400'
41	41" = 410'
42	42" = 420'
43	43" = 430'
44	44" = 440'
45	45" = 450'
46	46" = 460'
47	47" = 470'
48	48" = 480'
49	49" = 490'
50	50" = 500'

GENERAL PARKING:

1. SEE PLAN FOR DETAILS - 1 SPACE PER 1.5 SPACES
 2. SEE PLAN FOR DETAILS - 1 SPACE PER 1.5 SPACES
 3. SEE PLAN FOR DETAILS - 1 SPACE PER 1.5 SPACES
 4. SEE PLAN FOR DETAILS - 1 SPACE PER 1.5 SPACES
 5. SEE PLAN FOR DETAILS - 1 SPACE PER 1.5 SPACES
 6. SEE PLAN FOR DETAILS - 1 SPACE PER 1.5 SPACES
 7. SEE PLAN FOR DETAILS - 1 SPACE PER 1.5 SPACES
 8. SEE PLAN FOR DETAILS - 1 SPACE PER 1.5 SPACES
 9. SEE PLAN FOR DETAILS - 1 SPACE PER 1.5 SPACES
 10. SEE PLAN FOR DETAILS - 1 SPACE PER 1.5 SPACES
 11. SEE PLAN FOR DETAILS - 1 SPACE PER 1.5 SPACES
 12. SEE PLAN FOR DETAILS - 1 SPACE PER 1.5 SPACES
 13. SEE PLAN FOR DETAILS - 1 SPACE PER 1.5 SPACES
 14. SEE PLAN FOR DETAILS - 1 SPACE PER 1.5 SPACES
 15. SEE PLAN FOR DETAILS - 1 SPACE PER 1.5 SPACES
 16. SEE PLAN FOR DETAILS - 1 SPACE PER 1.5 SPACES
 17. SEE PLAN FOR DETAILS - 1 SPACE PER 1.5 SPACES
 18. SEE PLAN FOR DETAILS - 1 SPACE PER 1.5 SPACES
 19. SEE PLAN FOR DETAILS - 1 SPACE PER 1.5 SPACES
 20. SEE PLAN FOR DETAILS - 1 SPACE PER 1.5 SPACES
 21. SEE PLAN FOR DETAILS - 1 SPACE PER 1.5 SPACES
 22. SEE PLAN FOR DETAILS - 1 SPACE PER 1.5 SPACES
 23. SEE PLAN FOR DETAILS - 1 SPACE PER 1.5 SPACES
 24. SEE PLAN FOR DETAILS - 1 SPACE PER 1.5 SPACES
 25. SEE PLAN FOR DETAILS - 1 SPACE PER 1.5 SPACES
 26. SEE PLAN FOR DETAILS - 1 SPACE PER 1.5 SPACES
 27. SEE PLAN FOR DETAILS - 1 SPACE PER 1.5 SPACES
 28. SEE PLAN FOR DETAILS - 1 SPACE PER 1.5 SPACES
 29. SEE PLAN FOR DETAILS - 1 SPACE PER 1.5 SPACES
 30. SEE PLAN FOR DETAILS - 1 SPACE PER 1.5 SPACES
 31. SEE PLAN FOR DETAILS - 1 SPACE PER 1.5 SPACES
 32. SEE PLAN FOR DETAILS - 1 SPACE PER 1.5 SPACES
 33. SEE PLAN FOR DETAILS - 1 SPACE PER 1.5 SPACES
 34. SEE PLAN FOR DETAILS - 1 SPACE PER 1.5 SPACES
 35. SEE PLAN FOR DETAILS - 1 SPACE PER 1.5 SPACES
 36. SEE PLAN FOR DETAILS - 1 SPACE PER 1.5 SPACES
 37. SEE PLAN FOR DETAILS - 1 SPACE PER 1.5 SPACES
 38. SEE PLAN FOR DETAILS - 1 SPACE PER 1.5 SPACES
 39. SEE PLAN FOR DETAILS - 1 SPACE PER 1.5 SPACES
 40. SEE PLAN FOR DETAILS - 1 SPACE PER 1.5 SPACES
 41. SEE PLAN FOR DETAILS - 1 SPACE PER 1.5 SPACES
 42. SEE PLAN FOR DETAILS - 1 SPACE PER 1.5 SPACES
 43. SEE PLAN FOR DETAILS - 1 SPACE PER 1.5 SPACES
 44. SEE PLAN FOR DETAILS - 1 SPACE PER 1.5 SPACES
 45. SEE PLAN FOR DETAILS - 1 SPACE PER 1.5 SPACES
 46. SEE PLAN FOR DETAILS - 1 SPACE PER 1.5 SPACES
 47. SEE PLAN FOR DETAILS - 1 SPACE PER 1.5 SPACES
 48. SEE PLAN FOR DETAILS - 1 SPACE PER 1.5 SPACES
 49. SEE PLAN FOR DETAILS - 1 SPACE PER 1.5 SPACES
 50. SEE PLAN FOR DETAILS - 1 SPACE PER 1.5 SPACES



ENGINEERS NOTE TO CONTRACTOR:

1. SEE PLAN FOR DETAILS - 1 SPACE PER 1.5 SPACES
 2. SEE PLAN FOR DETAILS - 1 SPACE PER 1.5 SPACES
 3. SEE PLAN FOR DETAILS - 1 SPACE PER 1.5 SPACES
 4. SEE PLAN FOR DETAILS - 1 SPACE PER 1.5 SPACES
 5. SEE PLAN FOR DETAILS - 1 SPACE PER 1.5 SPACES
 6. SEE PLAN FOR DETAILS - 1 SPACE PER 1.5 SPACES
 7. SEE PLAN FOR DETAILS - 1 SPACE PER 1.5 SPACES
 8. SEE PLAN FOR DETAILS - 1 SPACE PER 1.5 SPACES
 9. SEE PLAN FOR DETAILS - 1 SPACE PER 1.5 SPACES
 10. SEE PLAN FOR DETAILS - 1 SPACE PER 1.5 SPACES
 11. SEE PLAN FOR DETAILS - 1 SPACE PER 1.5 SPACES
 12. SEE PLAN FOR DETAILS - 1 SPACE PER 1.5 SPACES
 13. SEE PLAN FOR DETAILS - 1 SPACE PER 1.5 SPACES
 14. SEE PLAN FOR DETAILS - 1 SPACE PER 1.5 SPACES
 15. SEE PLAN FOR DETAILS - 1 SPACE PER 1.5 SPACES
 16. SEE PLAN FOR DETAILS - 1 SPACE PER 1.5 SPACES
 17. SEE PLAN FOR DETAILS - 1 SPACE PER 1.5 SPACES
 18. SEE PLAN FOR DETAILS - 1 SPACE PER 1.5 SPACES
 19. SEE PLAN FOR DETAILS - 1 SPACE PER 1.5 SPACES
 20. SEE PLAN FOR DETAILS - 1 SPACE PER 1.5 SPACES
 21. SEE PLAN FOR DETAILS - 1 SPACE PER 1.5 SPACES
 22. SEE PLAN FOR DETAILS - 1 SPACE PER 1.5 SPACES
 23. SEE PLAN FOR DETAILS - 1 SPACE PER 1.5 SPACES
 24. SEE PLAN FOR DETAILS - 1 SPACE PER 1.5 SPACES
 25. SEE PLAN FOR DETAILS - 1 SPACE PER 1.5 SPACES
 26. SEE PLAN FOR DETAILS - 1 SPACE PER 1.5 SPACES
 27. SEE PLAN FOR DETAILS - 1 SPACE PER 1.5 SPACES
 28. SEE PLAN FOR DETAILS - 1 SPACE PER 1.5 SPACES
 29. SEE PLAN FOR DETAILS - 1 SPACE PER 1.5 SPACES
 30. SEE PLAN FOR DETAILS - 1 SPACE PER 1.5 SPACES
 31. SEE PLAN FOR DETAILS - 1 SPACE PER 1.5 SPACES
 32. SEE PLAN FOR DETAILS - 1 SPACE PER 1.5 SPACES
 33. SEE PLAN FOR DETAILS - 1 SPACE PER 1.5 SPACES
 34. SEE PLAN FOR DETAILS - 1 SPACE PER 1.5 SPACES
 35. SEE PLAN FOR DETAILS - 1 SPACE PER 1.5 SPACES
 36. SEE PLAN FOR DETAILS - 1 SPACE PER 1.5 SPACES
 37. SEE PLAN FOR DETAILS - 1 SPACE PER 1.5 SPACES
 38. SEE PLAN FOR DETAILS - 1 SPACE PER 1.5 SPACES
 39. SEE PLAN FOR DETAILS - 1 SPACE PER 1.5 SPACES
 40. SEE PLAN FOR DETAILS - 1 SPACE PER 1.5 SPACES
 41. SEE PLAN FOR DETAILS - 1 SPACE PER 1.5 SPACES
 42. SEE PLAN FOR DETAILS - 1 SPACE PER 1.5 SPACES
 43. SEE PLAN FOR DETAILS - 1 SPACE PER 1.5 SPACES
 44. SEE PLAN FOR DETAILS - 1 SPACE PER 1.5 SPACES
 45. SEE PLAN FOR DETAILS - 1 SPACE PER 1.5 SPACES
 46. SEE PLAN FOR DETAILS - 1 SPACE PER 1.5 SPACES
 47. SEE PLAN FOR DETAILS - 1 SPACE PER 1.5 SPACES
 48. SEE PLAN FOR DETAILS - 1 SPACE PER 1.5 SPACES
 49. SEE PLAN FOR DETAILS - 1 SPACE PER 1.5 SPACES
 50. SEE PLAN FOR DETAILS - 1 SPACE PER 1.5 SPACES

EROSION CONTROL PLAN SYMBOLS:

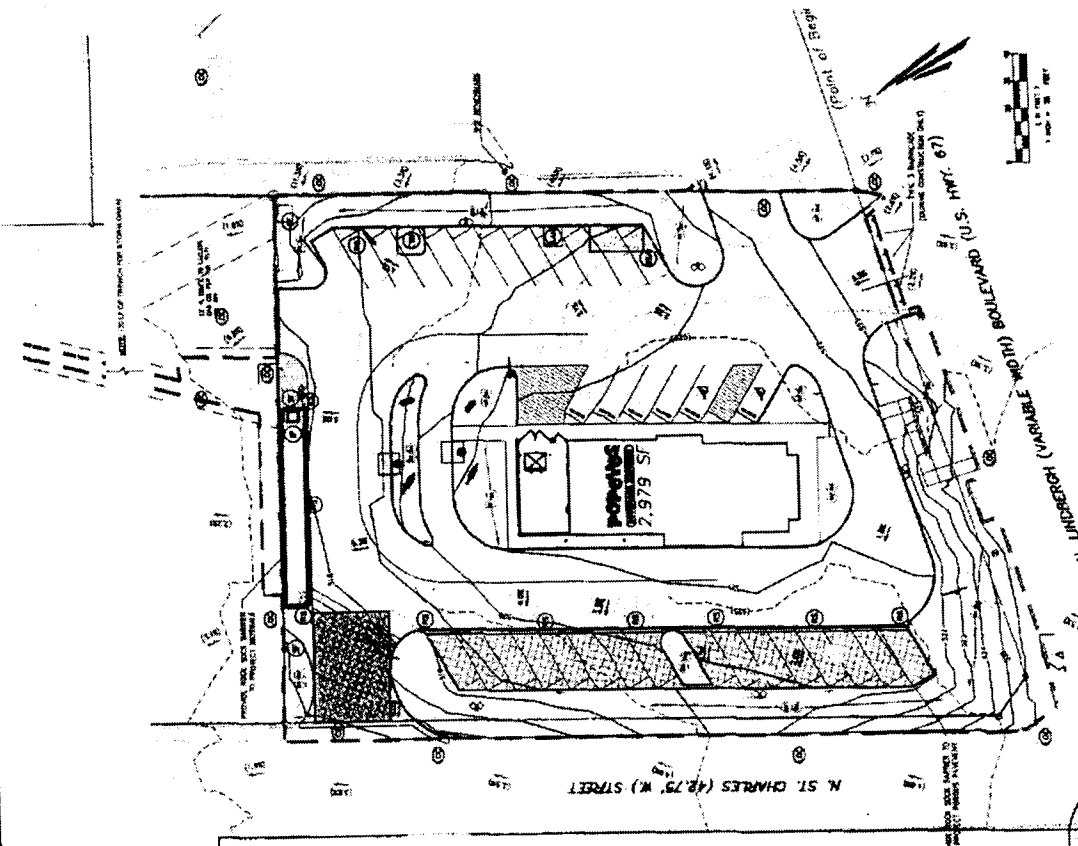
SYMBOL	DESCRIPTION
(Symbol: Circle with dot)	DATE
(Symbol: Square with dot)	CONTRACTOR'S EROSION CONTROL PLAN
(Symbol: Square with diagonal lines)	EXISTING EROSION CONTROL MEASURES
(Symbol: Square with horizontal lines)	NEW EROSION CONTROL MEASURES
(Symbol: Square with vertical lines)	EXISTING EROSION CONTROL MEASURES TO BE REMOVED
(Symbol: Square with cross-hatch)	EXISTING EROSION CONTROL MEASURES TO BE MAINTAINED
(Symbol: Square with diagonal lines, top-left to bottom-right)	NEW EROSION CONTROL MEASURES TO BE MAINTAINED
(Symbol: Square with diagonal lines, bottom-left to top-right)	EXISTING EROSION CONTROL MEASURES TO BE MAINTAINED
(Symbol: Square with diagonal lines, top-right to bottom-left)	NEW EROSION CONTROL MEASURES TO BE MAINTAINED
(Symbol: Square with diagonal lines, bottom-right to top-left)	EXISTING EROSION CONTROL MEASURES TO BE MAINTAINED
(Symbol: Square with diagonal lines, top-left to bottom-right, dashed)	NEW EROSION CONTROL MEASURES TO BE MAINTAINED
(Symbol: Square with diagonal lines, bottom-left to top-right, dashed)	EXISTING EROSION CONTROL MEASURES TO BE MAINTAINED
(Symbol: Square with diagonal lines, top-right to bottom-left, dashed)	NEW EROSION CONTROL MEASURES TO BE MAINTAINED
(Symbol: Square with diagonal lines, bottom-right to top-left, dashed)	EXISTING EROSION CONTROL MEASURES TO BE MAINTAINED

GENERAL PHASING NOTES:

1. ALL EROSION CONTROL MEASURES SHALL BE INSTALLED AND MAINTAINED THROUGHOUT THE CONSTRUCTION PERIOD.
 2. THE CONTRACTOR SHALL MAINTAIN ALL EXISTING EROSION CONTROL MEASURES UNLESS OTHERWISE SPECIFIED.
 3. ALL EROSION CONTROL MEASURES SHALL BE MAINTAINED THROUGHOUT THE CONSTRUCTION PERIOD.
 4. THE CONTRACTOR SHALL MAINTAIN ALL EXISTING EROSION CONTROL MEASURES UNLESS OTHERWISE SPECIFIED.
 5. ALL EROSION CONTROL MEASURES SHALL BE MAINTAINED THROUGHOUT THE CONSTRUCTION PERIOD.
 6. THE CONTRACTOR SHALL MAINTAIN ALL EXISTING EROSION CONTROL MEASURES UNLESS OTHERWISE SPECIFIED.
 7. ALL EROSION CONTROL MEASURES SHALL BE MAINTAINED THROUGHOUT THE CONSTRUCTION PERIOD.
 8. THE CONTRACTOR SHALL MAINTAIN ALL EXISTING EROSION CONTROL MEASURES UNLESS OTHERWISE SPECIFIED.
 9. ALL EROSION CONTROL MEASURES SHALL BE MAINTAINED THROUGHOUT THE CONSTRUCTION PERIOD.
 10. THE CONTRACTOR SHALL MAINTAIN ALL EXISTING EROSION CONTROL MEASURES UNLESS OTHERWISE SPECIFIED.

EROSION CONTROL NOTES:

1. ALL EROSION CONTROL MEASURES SHALL BE INSTALLED AND MAINTAINED THROUGHOUT THE CONSTRUCTION PERIOD.
 2. THE CONTRACTOR SHALL MAINTAIN ALL EXISTING EROSION CONTROL MEASURES UNLESS OTHERWISE SPECIFIED.
 3. ALL EROSION CONTROL MEASURES SHALL BE MAINTAINED THROUGHOUT THE CONSTRUCTION PERIOD.
 4. THE CONTRACTOR SHALL MAINTAIN ALL EXISTING EROSION CONTROL MEASURES UNLESS OTHERWISE SPECIFIED.
 5. ALL EROSION CONTROL MEASURES SHALL BE MAINTAINED THROUGHOUT THE CONSTRUCTION PERIOD.
 6. THE CONTRACTOR SHALL MAINTAIN ALL EXISTING EROSION CONTROL MEASURES UNLESS OTHERWISE SPECIFIED.
 7. ALL EROSION CONTROL MEASURES SHALL BE MAINTAINED THROUGHOUT THE CONSTRUCTION PERIOD.
 8. THE CONTRACTOR SHALL MAINTAIN ALL EXISTING EROSION CONTROL MEASURES UNLESS OTHERWISE SPECIFIED.
 9. ALL EROSION CONTROL MEASURES SHALL BE MAINTAINED THROUGHOUT THE CONSTRUCTION PERIOD.
 10. THE CONTRACTOR SHALL MAINTAIN ALL EXISTING EROSION CONTROL MEASURES UNLESS OTHERWISE SPECIFIED.



LEGEND:

(Symbol: Circle with dot)	DATE
(Symbol: Square with dot)	CONTRACTOR'S EROSION CONTROL PLAN
(Symbol: Square with diagonal lines)	EXISTING EROSION CONTROL MEASURES
(Symbol: Square with horizontal lines)	NEW EROSION CONTROL MEASURES
(Symbol: Square with vertical lines)	EXISTING EROSION CONTROL MEASURES TO BE REMOVED
(Symbol: Square with cross-hatch)	EXISTING EROSION CONTROL MEASURES TO BE MAINTAINED
(Symbol: Square with diagonal lines, top-left to bottom-right)	NEW EROSION CONTROL MEASURES TO BE MAINTAINED
(Symbol: Square with diagonal lines, bottom-left to top-right)	EXISTING EROSION CONTROL MEASURES TO BE MAINTAINED
(Symbol: Square with diagonal lines, top-right to bottom-left)	NEW EROSION CONTROL MEASURES TO BE MAINTAINED
(Symbol: Square with diagonal lines, bottom-right to top-left)	EXISTING EROSION CONTROL MEASURES TO BE MAINTAINED

ENGINEER'S NOTE TO CONTRACTOR:

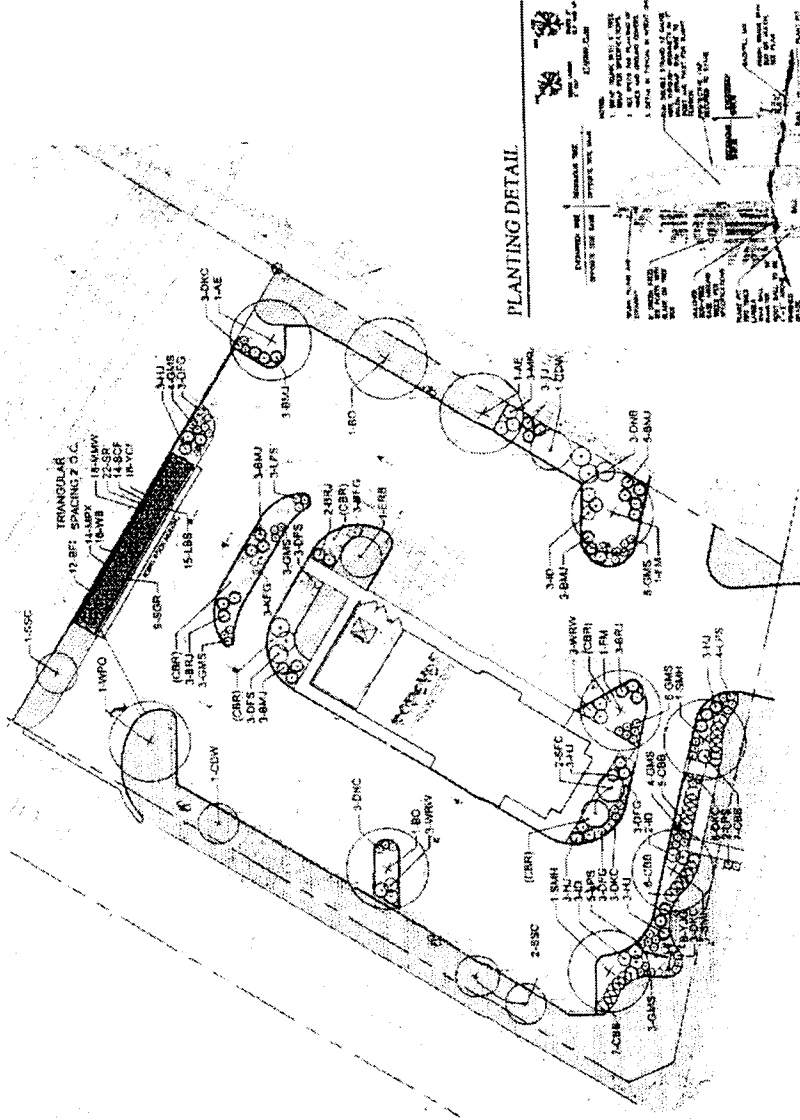
1. THE CONTRACTOR SHALL MAINTAIN ALL EXISTING EROSION CONTROL MEASURES UNLESS OTHERWISE SPECIFIED.
 2. ALL EROSION CONTROL MEASURES SHALL BE MAINTAINED THROUGHOUT THE CONSTRUCTION PERIOD.
 3. THE CONTRACTOR SHALL MAINTAIN ALL EXISTING EROSION CONTROL MEASURES UNLESS OTHERWISE SPECIFIED.
 4. ALL EROSION CONTROL MEASURES SHALL BE MAINTAINED THROUGHOUT THE CONSTRUCTION PERIOD.
 5. THE CONTRACTOR SHALL MAINTAIN ALL EXISTING EROSION CONTROL MEASURES UNLESS OTHERWISE SPECIFIED.



UNAUTHORIZED CHANGES & USES:


1. THIS PLAN IS THE PROPERTY OF THE ENGINEER AND SHALL BE KEPT IN THE OFFICE OF THE ENGINEER.
 2. NO PART OF THIS PLAN SHALL BE REPRODUCED OR TRANSMITTED IN ANY FORM OR BY ANY MEANS, ELECTRONIC OR MECHANICAL, INCLUDING PHOTOCOPYING, RECORDING, OR BY ANY INFORMATION STORAGE AND RETRIEVAL SYSTEM, WITHOUT THE WRITTEN PERMISSION OF THE ENGINEER.
 3. NO PART OF THIS PLAN SHALL BE USED FOR ANY OTHER PROJECT WITHOUT THE WRITTEN PERMISSION OF THE ENGINEER.

SITE DEVELOPMENT PLAN SUBMITTAL
POPEYE'S LOUISIANA KITCHEN
 ELLISVILLE SQUARE
 15909 MANCHESTER RD
 CITY OF ELLISVILLE, ST LOUIS COUNTY, MISSOURI



LANDSCAPE NOTES

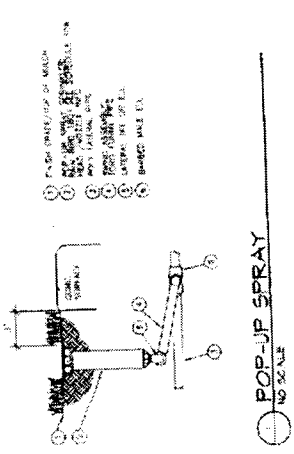
1. ALL PLANTING SHALL BE INSTALLED AS SHOWN ON THIS PLAN. PLANTING SHALL BE INSTALLED AS SHOWN ON THIS PLAN. PLANTING SHALL BE INSTALLED AS SHOWN ON THIS PLAN.
2. ALL PLANTING SHALL BE INSTALLED AS SHOWN ON THIS PLAN. PLANTING SHALL BE INSTALLED AS SHOWN ON THIS PLAN. PLANTING SHALL BE INSTALLED AS SHOWN ON THIS PLAN.
3. ALL PLANTING SHALL BE INSTALLED AS SHOWN ON THIS PLAN. PLANTING SHALL BE INSTALLED AS SHOWN ON THIS PLAN. PLANTING SHALL BE INSTALLED AS SHOWN ON THIS PLAN.
4. ALL PLANTING SHALL BE INSTALLED AS SHOWN ON THIS PLAN. PLANTING SHALL BE INSTALLED AS SHOWN ON THIS PLAN. PLANTING SHALL BE INSTALLED AS SHOWN ON THIS PLAN.
5. ALL PLANTING SHALL BE INSTALLED AS SHOWN ON THIS PLAN. PLANTING SHALL BE INSTALLED AS SHOWN ON THIS PLAN. PLANTING SHALL BE INSTALLED AS SHOWN ON THIS PLAN.
6. ALL PLANTING SHALL BE INSTALLED AS SHOWN ON THIS PLAN. PLANTING SHALL BE INSTALLED AS SHOWN ON THIS PLAN. PLANTING SHALL BE INSTALLED AS SHOWN ON THIS PLAN.
7. ALL PLANTING SHALL BE INSTALLED AS SHOWN ON THIS PLAN. PLANTING SHALL BE INSTALLED AS SHOWN ON THIS PLAN. PLANTING SHALL BE INSTALLED AS SHOWN ON THIS PLAN.
8. ALL PLANTING SHALL BE INSTALLED AS SHOWN ON THIS PLAN. PLANTING SHALL BE INSTALLED AS SHOWN ON THIS PLAN. PLANTING SHALL BE INSTALLED AS SHOWN ON THIS PLAN.
9. ALL PLANTING SHALL BE INSTALLED AS SHOWN ON THIS PLAN. PLANTING SHALL BE INSTALLED AS SHOWN ON THIS PLAN. PLANTING SHALL BE INSTALLED AS SHOWN ON THIS PLAN.
10. ALL PLANTING SHALL BE INSTALLED AS SHOWN ON THIS PLAN. PLANTING SHALL BE INSTALLED AS SHOWN ON THIS PLAN. PLANTING SHALL BE INSTALLED AS SHOWN ON THIS PLAN.



PLANT SCHEDULE

QTY.	SYM.	COMMON NAME	SIZE / LOCATION
1	WFO	WINDMILL PALM	12" DIA. / 15' WFO
2	SSC	SMALL SPANISH CHERRY	12" DIA. / 2-SSC
3	DNC	DOGWOOD	12" DIA. / 3-DNC
4	CBW	COMMON BURNING BUSH	12" DIA. / 4-CBW
5	SCR	SMALL RED CEDAR	12" DIA. / 5-SCR
6	GRB	GRAND BIRCH	12" DIA. / 6-GRB
7	GRB	GRAND BIRCH	12" DIA. / 7-GRB
8	GRB	GRAND BIRCH	12" DIA. / 8-GRB
9	GRB	GRAND BIRCH	12" DIA. / 9-GRB
10	GRB	GRAND BIRCH	12" DIA. / 10-GRB
11	GRB	GRAND BIRCH	12" DIA. / 11-GRB
12	GRB	GRAND BIRCH	12" DIA. / 12-GRB
13	GRB	GRAND BIRCH	12" DIA. / 13-GRB
14	GRB	GRAND BIRCH	12" DIA. / 14-GRB
15	GRB	GRAND BIRCH	12" DIA. / 15-GRB
16	GRB	GRAND BIRCH	12" DIA. / 16-GRB
17	GRB	GRAND BIRCH	12" DIA. / 17-GRB
18	GRB	GRAND BIRCH	12" DIA. / 18-GRB
19	GRB	GRAND BIRCH	12" DIA. / 19-GRB
20	GRB	GRAND BIRCH	12" DIA. / 20-GRB
21	GRB	GRAND BIRCH	12" DIA. / 21-GRB
22	GRB	GRAND BIRCH	12" DIA. / 22-GRB
23	GRB	GRAND BIRCH	12" DIA. / 23-GRB
24	GRB	GRAND BIRCH	12" DIA. / 24-GRB
25	GRB	GRAND BIRCH	12" DIA. / 25-GRB
26	GRB	GRAND BIRCH	12" DIA. / 26-GRB
27	GRB	GRAND BIRCH	12" DIA. / 27-GRB
28	GRB	GRAND BIRCH	12" DIA. / 28-GRB
29	GRB	GRAND BIRCH	12" DIA. / 29-GRB
30	GRB	GRAND BIRCH	12" DIA. / 30-GRB
31	GRB	GRAND BIRCH	12" DIA. / 31-GRB
32	GRB	GRAND BIRCH	12" DIA. / 32-GRB
33	GRB	GRAND BIRCH	12" DIA. / 33-GRB
34	GRB	GRAND BIRCH	12" DIA. / 34-GRB
35	GRB	GRAND BIRCH	12" DIA. / 35-GRB
36	GRB	GRAND BIRCH	12" DIA. / 36-GRB
37	GRB	GRAND BIRCH	12" DIA. / 37-GRB
38	GRB	GRAND BIRCH	12" DIA. / 38-GRB
39	GRB	GRAND BIRCH	12" DIA. / 39-GRB
40	GRB	GRAND BIRCH	12" DIA. / 40-GRB
41	GRB	GRAND BIRCH	12" DIA. / 41-GRB
42	GRB	GRAND BIRCH	12" DIA. / 42-GRB
43	GRB	GRAND BIRCH	12" DIA. / 43-GRB
44	GRB	GRAND BIRCH	12" DIA. / 44-GRB
45	GRB	GRAND BIRCH	12" DIA. / 45-GRB
46	GRB	GRAND BIRCH	12" DIA. / 46-GRB
47	GRB	GRAND BIRCH	12" DIA. / 47-GRB
48	GRB	GRAND BIRCH	12" DIA. / 48-GRB
49	GRB	GRAND BIRCH	12" DIA. / 49-GRB
50	GRB	GRAND BIRCH	12" DIA. / 50-GRB

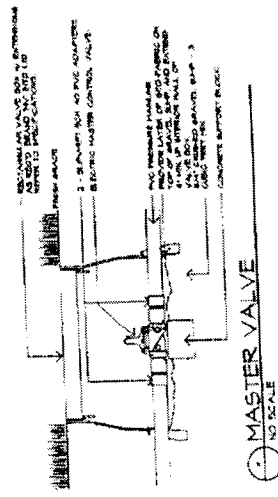
SITE DEVELOPMENT PLAN SUBMITTAL
POPEYE'S LOUISIANA KITCHEN
 ELLISVILLE SQUARE
 15909 MANCHESTER RD
 CITY OF ELLISVILLE, ST LOUIS COUNTY, MISSOURI




1. PLUMBING OPERATOR TO CHECK
2. SET MAXIMUM HEIGHT ON
3. SET MAXIMUM HEIGHT ON
4. SET MAXIMUM HEIGHT ON
5. SET MAXIMUM HEIGHT ON
6. SET MAXIMUM HEIGHT ON



1. 1/2" DIA. 1/2" THICK FLUSH VALVE
2. 1/2" DIA. 1/2" THICK FLUSH VALVE
3. 1/2" DIA. 1/2" THICK FLUSH VALVE
4. 1/2" DIA. 1/2" THICK FLUSH VALVE
5. 1/2" DIA. 1/2" THICK FLUSH VALVE
6. 1/2" DIA. 1/2" THICK FLUSH VALVE
7. 1/2" DIA. 1/2" THICK FLUSH VALVE
8. 1/2" DIA. 1/2" THICK FLUSH VALVE
9. 1/2" DIA. 1/2" THICK FLUSH VALVE
10. 1/2" DIA. 1/2" THICK FLUSH VALVE



1. 1/2" DIA. 1/2" THICK MASTER VALVE
2. 1/2" DIA. 1/2" THICK MASTER VALVE
3. 1/2" DIA. 1/2" THICK MASTER VALVE



1. 1/2" DIA. 1/2" THICK D RIP EMITTER
2. 1/2" DIA. 1/2" THICK D RIP EMITTER
3. 1/2" DIA. 1/2" THICK D RIP EMITTER
4. 1/2" DIA. 1/2" THICK D RIP EMITTER



1. 1/2" DIA. 1/2" THICK BACKFLOW PREVENTER
2. 1/2" DIA. 1/2" THICK BACKFLOW PREVENTER
3. 1/2" DIA. 1/2" THICK BACKFLOW PREVENTER
4. 1/2" DIA. 1/2" THICK BACKFLOW PREVENTER



1. 1/2" DIA. 1/2" THICK GATE VALVE
2. 1/2" DIA. 1/2" THICK GATE VALVE
3. 1/2" DIA. 1/2" THICK GATE VALVE
4. 1/2" DIA. 1/2" THICK GATE VALVE



BRUCE K. WEBER
 Registered Professional Engineer
 State of Missouri
 License No. 100000000000000



POPEYES
LOUISIANA KITCHEN
AT NEW ORLEANS, LOUISIANA

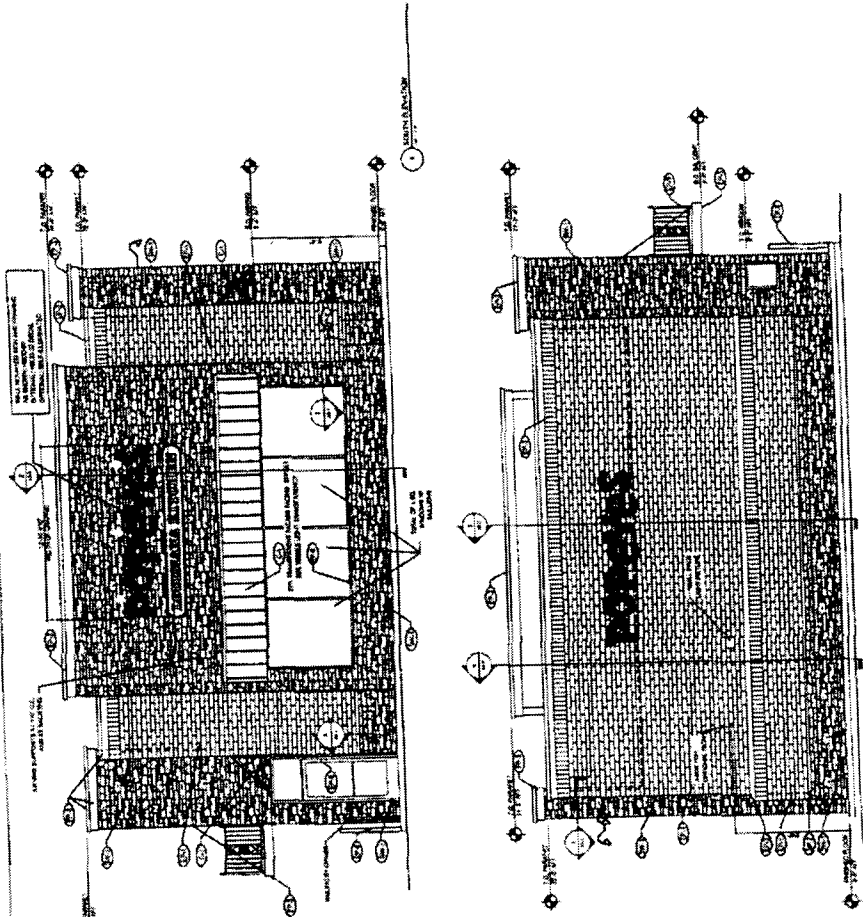
NOT RELEASED FOR CONSTRUCTION
CONSTRUCTION
FOR ALL OTHERS
BY ORDER & AUTHORITY

NOT RELEASED FOR CONSTRUCTION

CONSTRUCTION
FOR ALL OTHERS
BY ORDER & AUTHORITY

DATE	10/20/64
PROJECT	POPEYES LOUISIANA KITCHEN
CONTRACT NO.	10118-03
SCALE	AS SHOWN

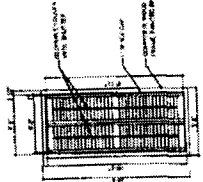
A2-1



SECTION 01 20 00 - INTERIORS

POPEYES LOUISIANA KITCHEN

NO.	DESCRIPTION	QUANTITY	UNIT	PRICE	TOTAL
1	... (text obscured)
2
3
4
5
6
7
8
9
10
11
12
13
14
15
16
17
18
19
20
21
22
23
24
25
26
27
28
29
30
31
32
33
34
35
36
37
38
39
40
41
42
43
44
45
46
47
48
49
50
51
52
53
54
55
56
57
58
59
60
61
62
63
64
65
66
67
68
69
70
71
72
73
74
75
76
77
78
79
80
81
82
83
84
85
86
87
88
89
90
91
92
93
94
95
96
97
98
99
100



1. ... (text obscured) ...

2. ... (text obscured) ...

3. ... (text obscured) ...

4. ... (text obscured) ...

5. ... (text obscured) ...

6. ... (text obscured) ...

7. ... (text obscured) ...

8. ... (text obscured) ...

9. ... (text obscured) ...

10. ... (text obscured) ...

11. ... (text obscured) ...

12. ... (text obscured) ...

13. ... (text obscured) ...

14. ... (text obscured) ...

15. ... (text obscured) ...

16. ... (text obscured) ...

17. ... (text obscured) ...

18. ... (text obscured) ...

19. ... (text obscured) ...

20. ... (text obscured) ...

21. ... (text obscured) ...

22. ... (text obscured) ...

23. ... (text obscured) ...

24. ... (text obscured) ...

25. ... (text obscured) ...

26. ... (text obscured) ...

27. ... (text obscured) ...

28. ... (text obscured) ...

29. ... (text obscured) ...

30. ... (text obscured) ...

31. ... (text obscured) ...

32. ... (text obscured) ...

33. ... (text obscured) ...

34. ... (text obscured) ...

35. ... (text obscured) ...

36. ... (text obscured) ...

37. ... (text obscured) ...

38. ... (text obscured) ...

39. ... (text obscured) ...

40. ... (text obscured) ...

41. ... (text obscured) ...

42. ... (text obscured) ...

43. ... (text obscured) ...

44. ... (text obscured) ...

45. ... (text obscured) ...

46. ... (text obscured) ...

47. ... (text obscured) ...

48. ... (text obscured) ...

49. ... (text obscured) ...

50. ... (text obscured) ...

51. ... (text obscured) ...

52. ... (text obscured) ...

53. ... (text obscured) ...

54. ... (text obscured) ...

55. ... (text obscured) ...

56. ... (text obscured) ...

57. ... (text obscured) ...

58. ... (text obscured) ...

59. ... (text obscured) ...

60. ... (text obscured) ...

61. ... (text obscured) ...

62. ... (text obscured) ...

63. ... (text obscured) ...

64. ... (text obscured) ...

65. ... (text obscured) ...

66. ... (text obscured) ...

67. ... (text obscured) ...

68. ... (text obscured) ...

69. ... (text obscured) ...

70. ... (text obscured) ...

71. ... (text obscured) ...

72. ... (text obscured) ...

73. ... (text obscured) ...

74. ... (text obscured) ...

75. ... (text obscured) ...

76. ... (text obscured) ...

77. ... (text obscured) ...

78. ... (text obscured) ...

79. ... (text obscured) ...

80. ... (text obscured) ...

81. ... (text obscured) ...

82. ... (text obscured) ...

83. ... (text obscured) ...

84. ... (text obscured) ...

85. ... (text obscured) ...

86. ... (text obscured) ...

87. ... (text obscured) ...

88. ... (text obscured) ...

89. ... (text obscured) ...

90. ... (text obscured) ...

91. ... (text obscured) ...

92. ... (text obscured) ...

93. ... (text obscured) ...

94. ... (text obscured) ...

95. ... (text obscured) ...

96. ... (text obscured) ...

97. ... (text obscured) ...

98. ... (text obscured) ...

99. ... (text obscured) ...

100. ... (text obscured) ...



POPEYES
LOUISIANA KITCHEN

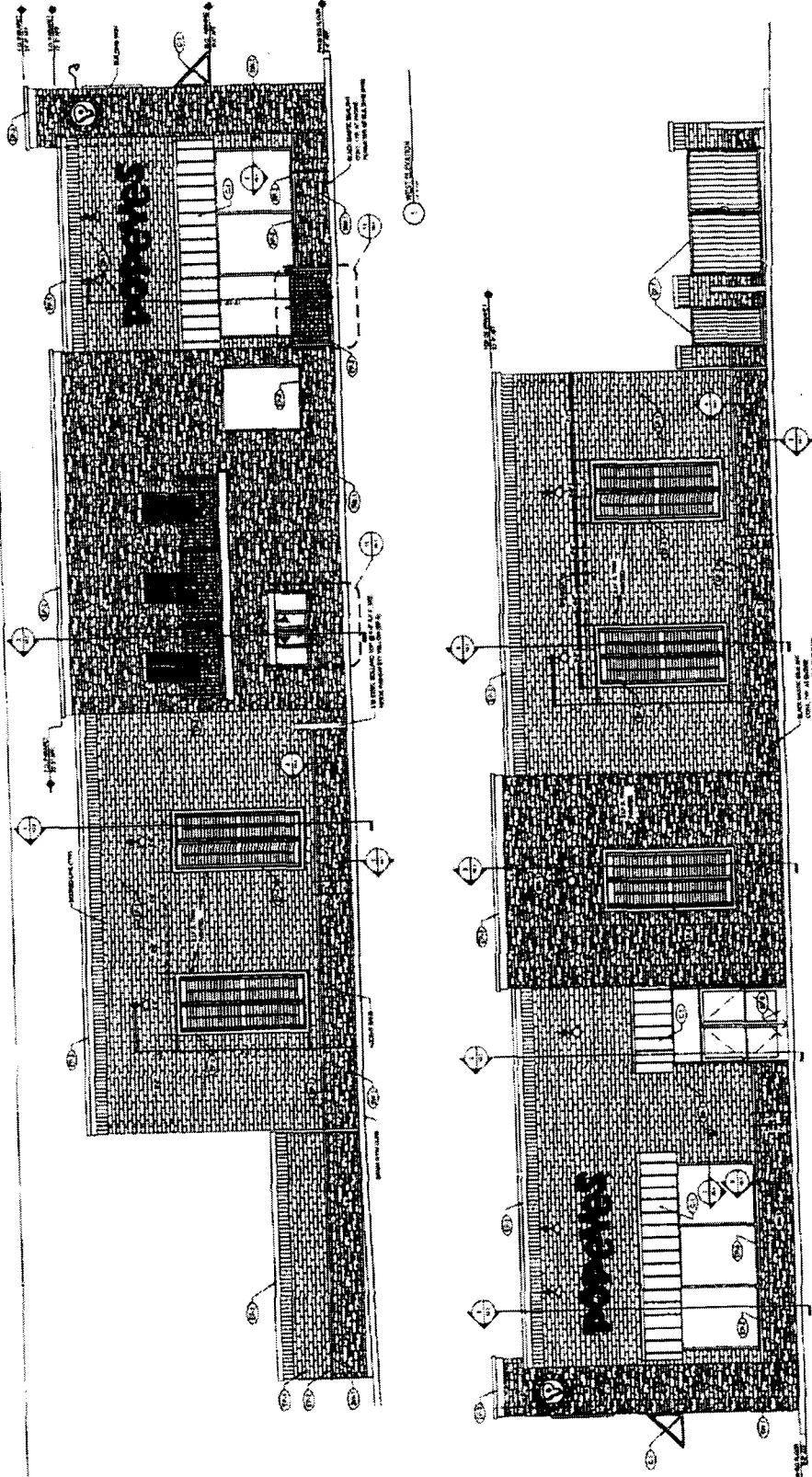
ALL WORK SHALL BE IN ACCORDANCE WITH THE LATEST EDITIONS OF THE FOLLOWING SPECIFICATIONS:
 1. ARCHITECTURAL
 2. MECHANICAL
 3. ELECTRICAL
 4. PLUMBING
 5. PAINTING
 6. ROOFING
 7. CONCRETE
 8. METALWORK
 9. WOODWORK
 10. GLASS AND GLAZING
 11. FLOORING
 12. PARTITIONING
 13. SIGNAGE
 14. LIGHTING
 15. FURNITURE
 16. EQUIPMENT
 17. ACCESSORIES
 18. FINISHES
 19. MATERIALS
 20. METHODS OF CONSTRUCTION

NOT RELEASED FOR CONSTRUCTION

CONSTRUCTION
 CONTRACTORS & ARCHITECTS

DATE: 4/20/78
 DRAWING NO.: VC
 PROJECT NO.: 2018-03
 SHEET NO.: A-2

A2-2



NOTE: SEE ARCHITECT'S REPORT FOR ENTIRE BUILDING.

SECTION B-B: ALUMINUM ENTRANCE SPOUNDER

Item	Description	Quantity	Unit	Notes
1.0	ALUMINUM ENTRANCE SPOUNDER	1	EA	SEE ARCHITECT'S REPORT FOR ENTIRE BUILDING.
2.0	ALUMINUM ENTRANCE SPOUNDER	1	EA	SEE ARCHITECT'S REPORT FOR ENTIRE BUILDING.
3.0	ALUMINUM ENTRANCE SPOUNDER	1	EA	SEE ARCHITECT'S REPORT FOR ENTIRE BUILDING.
4.0	ALUMINUM ENTRANCE SPOUNDER	1	EA	SEE ARCHITECT'S REPORT FOR ENTIRE BUILDING.
5.0	ALUMINUM ENTRANCE SPOUNDER	1	EA	SEE ARCHITECT'S REPORT FOR ENTIRE BUILDING.
6.0	ALUMINUM ENTRANCE SPOUNDER	1	EA	SEE ARCHITECT'S REPORT FOR ENTIRE BUILDING.
7.0	ALUMINUM ENTRANCE SPOUNDER	1	EA	SEE ARCHITECT'S REPORT FOR ENTIRE BUILDING.
8.0	ALUMINUM ENTRANCE SPOUNDER	1	EA	SEE ARCHITECT'S REPORT FOR ENTIRE BUILDING.
9.0	ALUMINUM ENTRANCE SPOUNDER	1	EA	SEE ARCHITECT'S REPORT FOR ENTIRE BUILDING.
10.0	ALUMINUM ENTRANCE SPOUNDER	1	EA	SEE ARCHITECT'S REPORT FOR ENTIRE BUILDING.

SECTION B-B: ALUMINUM ENTRANCE SPOUNDER

1.0 ALUMINUM ENTRANCE SPOUNDER

2.0 ALUMINUM ENTRANCE SPOUNDER

3.0 ALUMINUM ENTRANCE SPOUNDER

4.0 ALUMINUM ENTRANCE SPOUNDER

5.0 ALUMINUM ENTRANCE SPOUNDER

6.0 ALUMINUM ENTRANCE SPOUNDER

7.0 ALUMINUM ENTRANCE SPOUNDER

8.0 ALUMINUM ENTRANCE SPOUNDER

9.0 ALUMINUM ENTRANCE SPOUNDER

10.0 ALUMINUM ENTRANCE SPOUNDER

SECTION B-B: ALUMINUM ENTRANCE SPOUNDER

1.0 ALUMINUM ENTRANCE SPOUNDER

2.0 ALUMINUM ENTRANCE SPOUNDER

3.0 ALUMINUM ENTRANCE SPOUNDER

4.0 ALUMINUM ENTRANCE SPOUNDER

5.0 ALUMINUM ENTRANCE SPOUNDER

6.0 ALUMINUM ENTRANCE SPOUNDER

7.0 ALUMINUM ENTRANCE SPOUNDER

8.0 ALUMINUM ENTRANCE SPOUNDER

9.0 ALUMINUM ENTRANCE SPOUNDER

10.0 ALUMINUM ENTRANCE SPOUNDER

EXPLANATIONS



POPEYES
 955 LINDBERGH BLVD (HWY 67)
 FLORISSANT, MO 63031

APP R O V A L

S I G N C O D E

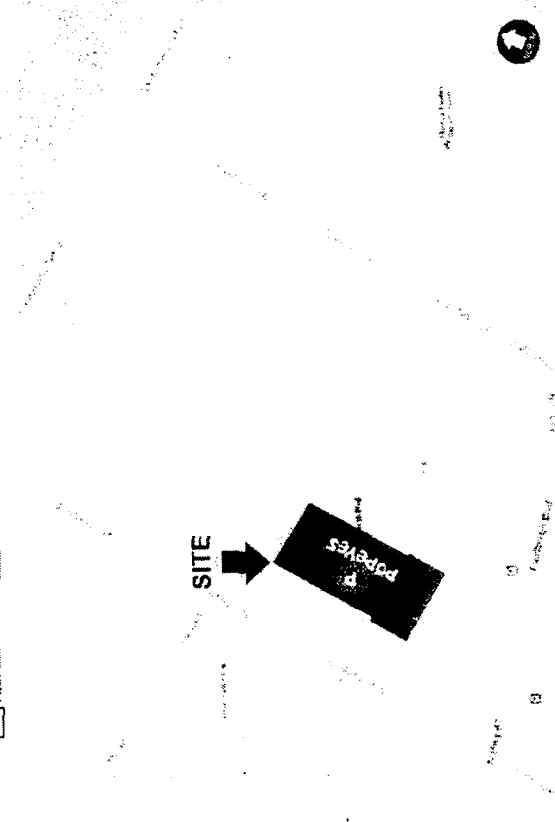
S C H E D U L E

- N1 - (1) SET OF 27" LED ILLUMINATED POPEYES LETTERS WITH LOUISIANA KITCHEN CABINET
- N2 - (1) SET OF 27" LED ILLUMINATED POPEYES LETTERS
- N3 - (1) SET OF 27" LED ILLUMINATED POPEYES LETTERS
- N4 - (1) SET OF 27" LED ILLUMINATED POPEYES LETTERS
- N5 - (1) 17'-0" STANDING SEAM AWNING X 38 1/4" HIGH
- N6 - (1) 11'-0" STANDING SEAM AWNING X 38 1/4" HIGH
- N7 - (1) 11'-0" STANDING SEAM AWNING X 38 1/4" HIGH
- N8 - (1) 11'-0" STANDING SEAM AWNING X 38 1/4" HIGH
- N9 - (1) 7'-0" STANDING SEAM AWNING X 38 1/4" HIGH
- N10 - (1) 7'-0" STANDING SEAM AWNING X 38 1/4" HIGH
- N11 - (1) 4'-0" X 6'-0" CORNER SEAM AWNING X 38 1/4" HIGH
- N12 - (1) 18'-0" WIDE X 4'-0" PROJECTION BALCONY
- N13 - (1) EXTERIOR HAND RAIL
- N14 - (1) CLEARANCE BAR
- N15 - (1) CLEARANCE BAR
- N16 - (1) DRIVE-THRU CANOPY
- N17 - (1) DRIVE-THRU CANOPY
- N18 - (1) P-60 PYLON SIGN W/ LED MESSAGE BOARD* (PROVIDED BY OTHERS)

*LED TO BE REGULATED TO 10 STATIC IMAGES. NO EFFECTS BETWEEN IMAGES.

L E G E N D

- NEW PROPOSED
- EXISTING SIGN TO BE REPLACED
- EXISTING SIGN TO BE REMOVED
- EXISTING SIGN TO REMAIN




VICINITY MAP

NOT TO SCALE

S Q U A R E F O O T A G E I N F O R M A T I O N

ALLOWABLE	SQ. FT.	PROPOSED	SQ. FT.



AERIAL MAP

NOT TO SCALE



13224 Coast Drive
 Whittier, CA 90609
 Tel: (562) 946-2545
 Fax: (562) 949-5707
 St. Lic.: 4955415
 Los Angeles, CA



DEVELOPER/OWNER
 C5-16-0115R1

DATE: 05/24/2016
 SHEET NO.: 1 OF 19

CLIENT: POPEYES
 ADDRESS: 955 Lindbergh Blvd (Hwy 67)
 Florissant, MO 63031

Approval Signature

DATE: 05/24/2016

PROJECT MANAGER: DAVE PALMGRON

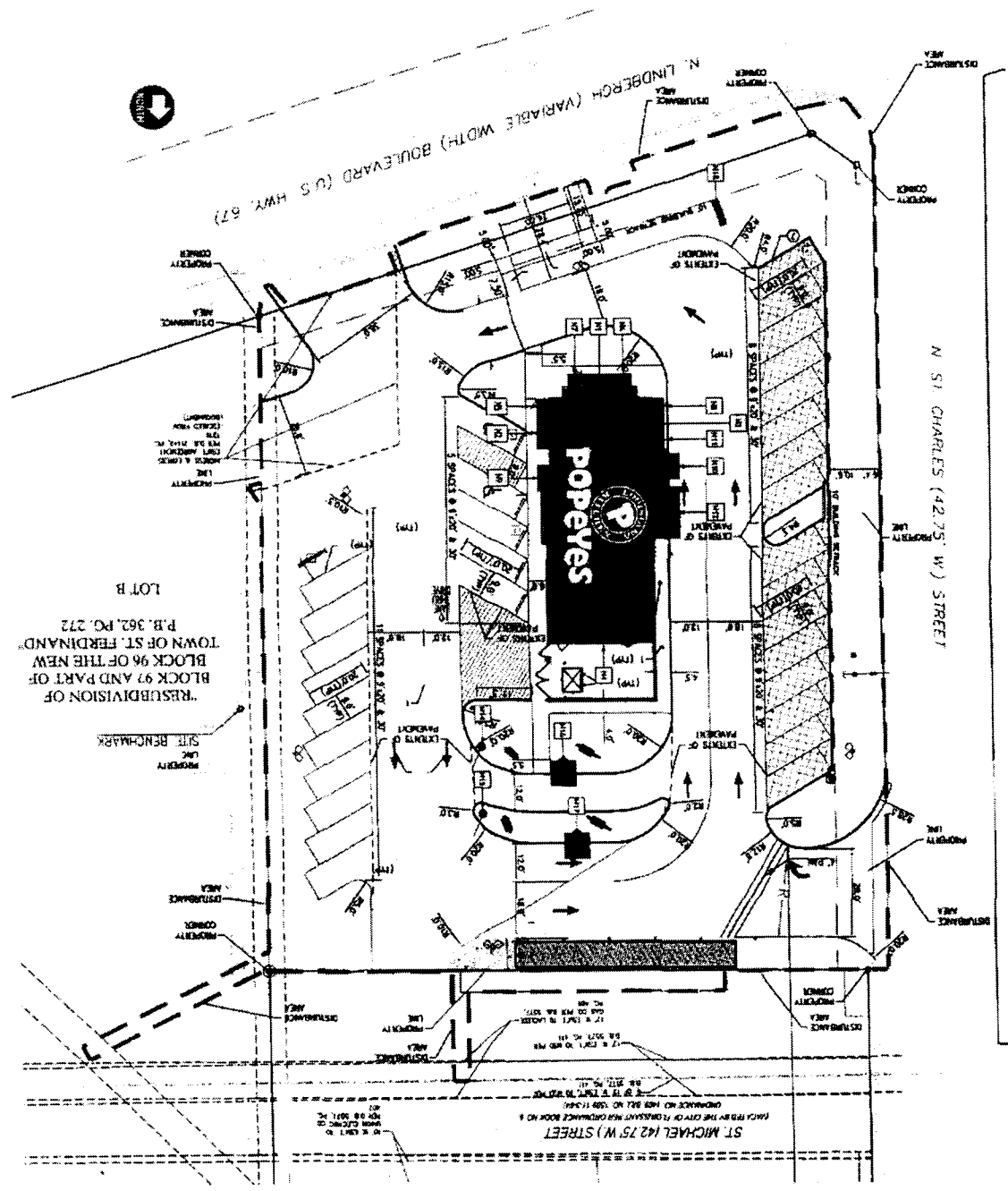
DRAWN BY: R. GAMEZ

REVISION DATE: 05/26/2016

REVISION BY: R. GAMEZ

ALL SIGNS, SIGNAGE, AND ELECTRONIC MESSAGE DISPLAYS MUST BE INSTALLED AND TESTED PRIOR TO THE START OF CONSTRUCTION. THE CONTRACTOR SHALL BE RESPONSIBLE FOR OBTAINING ALL NECESSARY PERMITS AND APPROVALS FROM THE APPROPRIATE AGENCIES. THE CONTRACTOR SHALL BE RESPONSIBLE FOR OBTAINING ALL NECESSARY PERMITS AND APPROVALS FROM THE APPROPRIATE AGENCIES. THE CONTRACTOR SHALL BE RESPONSIBLE FOR OBTAINING ALL NECESSARY PERMITS AND APPROVALS FROM THE APPROPRIATE AGENCIES.

SITE PLAN



Scale: 1/32" = 1'-0"

ALL DATA, PLANS, AND SPECIFICATIONS
 SHOWN ON THIS PLAN ARE THE PROPERTY OF
 LOREN INDUSTRIES AND SHALL REMAIN THE
 PROPERTY OF LOREN INDUSTRIES. NO PART
 OF THIS PLAN OR ANY INFORMATION THEREON
 SHALL BE REPRODUCED OR TRANSMITTED
 IN ANY FORM OR BY ANY MEANS, ELECTRONIC
 OR MECHANICAL, INCLUDING PHOTOCOPYING,
 RECORDING, OR BY ANY INFORMATION
 STORAGE AND RETRIEVAL SYSTEM, WITHOUT
 THE WRITTEN PERMISSION OF LOREN
 INDUSTRIES.


DATE: 05/24/2016
DESIGNER: R. GAMEZ
PROJECT MANAGER: DAVE PALMIGREN
RESUBMIT DATE: 05/26/2016
APPROVED BY: R. GAMEZ

ADDRESS: 955 Lindbergh Blvd (Hwy 87)
 Florissant, MO 63031

CLIENT: POPEYES
DATE: 2 OF 19
EXHIBIT/INCLOSURE NO.: CS-16-0115R1




LOREN INDUSTRIES
 12126 Town Blvd
 Whittier, CA 90601
 TEL: (562) 944-7545
 FAX: (562) 948-5707
 ST. LIC: 435415
 Los Angeles, CA



FRONT ELEVATION (SOUTH)

Scale: 1/8" = 1'-0"



RIGHT SIDE ELEVATION (EAST)

Scale: 1/8" = 1'-0"

LOREN INDUSTRIES
LOREN
 12216 Coast Drive
 Whiteside, GA 30601
 Tel: (562) 446-7545
 Fax: (562) 948-5707
 St. Lic.: 455415
 Louisiana, GA



DRAWING NUMBER:
C5-16-0115R1

NO. OF SHEETS:
 3 OF 19


CLIENT:
POPEYES

ADDRESS:
 455 Lindbergh Blvd (Hwy 67)
 Florence, MO 63011

Architect Signature


DATE:	05/24/2016
PROJECT MANAGER:	DAVE PALMAREN
DESIGNER:	R. GANETZ
RENDER DATE:	05/26/2016
DESIGNER:	R. GANETZ

ALL DIM. GIVEN ARE EXCEPTING
 ANY INFO FROM THE FIELD. ALL DIMENSIONS
 SHALL BE TO FACE UNLESS OTHERWISE NOTED.
 ALL DIMENSIONS SHALL BE TO FACE UNLESS
 OTHERWISE NOTED. ALL DIMENSIONS SHALL BE
 TO FACE UNLESS OTHERWISE NOTED.
 ALL DIMENSIONS SHALL BE TO FACE UNLESS
 OTHERWISE NOTED. ALL DIMENSIONS SHALL
 BE TO FACE UNLESS OTHERWISE NOTED.



REAR ELEVATION (NORTH)

Scale: 1/8" = 1'-0"



LEFT SIDE ELEVATION (WEST)

Scale: 1/8" = 1'-0"

LOREN INDUSTRIES
 12226 Coast Drive
 Whittier, CA 90603
 Tel: (562) 946-7545
 Fax: (562) 940-5702
 St. Lic.: 485415
 Los Angeles, CA



MANUFACTURING NO.:
C5-16-0115R1

NO. OF
 4 OF 19

CLIENT:
POPEYES

ADDRESS:
 955 Lindbergh Blvd (Hwy 671)
 Florence, MO 65031

Approval Signature

DATE:
 05/24/2016

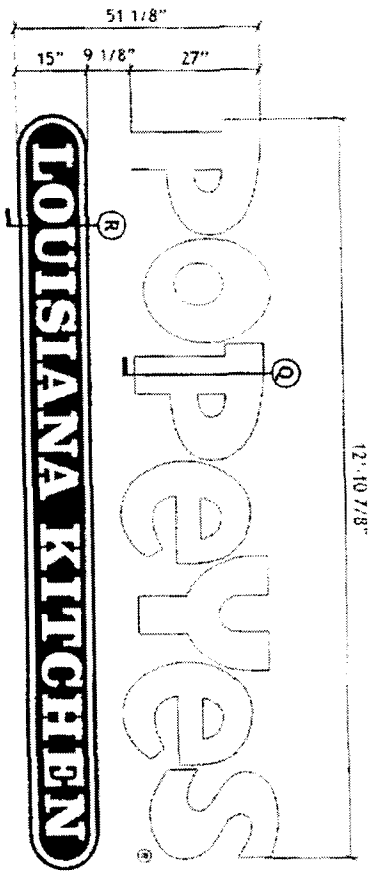
PROJECT MANAGER:
DAVE PALMGRN

DESIGNER:
R. GAMEZ

DESIGN DATE:
 05/26/2016

DESIGNER:
R. GAMEZ

ALL PIPES, VALVES, AND ELECTRICAL
 CONNECTIONS AND WORK TO BE DONE BY LOREN
 INDUSTRIES. THE CONTRACTOR SHALL BE
 RESPONSIBLE FOR OBTAINING ALL NECESSARY
 PERMITS AND APPROVALS FROM THE
 APPLICABLE AGENCIES AND LOCAL
 JURISDICTIONS. THE CONTRACTOR SHALL
 BE RESPONSIBLE FOR OBTAINING ALL
 NECESSARY PERMITS AND APPROVALS FROM
 THE APPLICABLE AGENCIES AND LOCAL
 JURISDICTIONS.



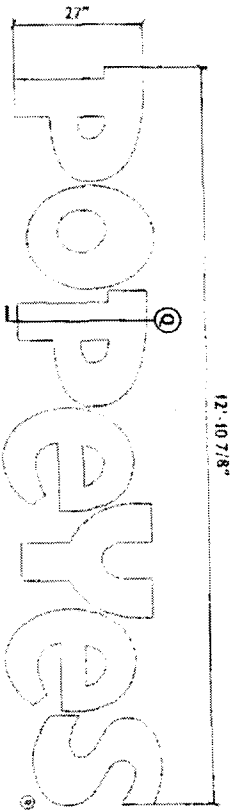
N1
IL-27 B LK CABINET LED ILLUMINATED CHANNEL LETTERS

TOTAL SIGN AREA: 56.87 SQ. FT.

Scale: 1/2" = 1'-0"

COLORS

- PMS 187 C - Alton 253WT Cardinal Red
- White - Arlon 020 White

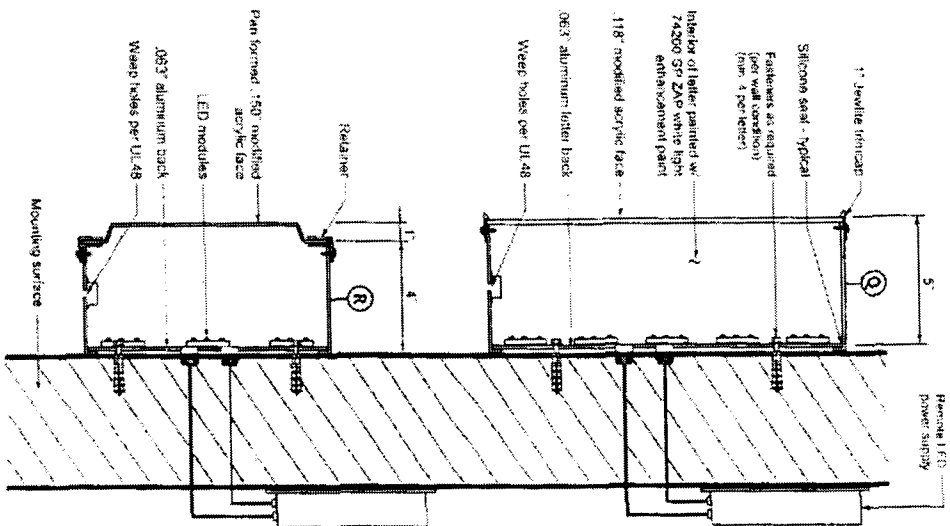


N2 N3 N4

IL-27 LED ILLUMINATED CHANNEL LETTERS

TOTAL SIGN AREA: 29.04 SQ. FT.

Scale: 1/2" = 1'-0"



SECTION "Q" & "R"

NOT TO SCALE

LOREN
LOREN INDUSTRIES
13236 CONST DRIVE
WHITEHALL, CA 90061
Tel: (562) 946-7545
Fax: (562) 949-5707
St. Lic.: 455415
Los Angeles, CA



ORDER/QUOTE NO.:
C5-16-015R1

DATE: 05/19

CUSTOMER:
POPEYES

ADDRESS:
955 Lindbergh Blvd (Hwy 67)
Fleetville, MD 20611

Approved Signifier

DATE: 05/24/2016

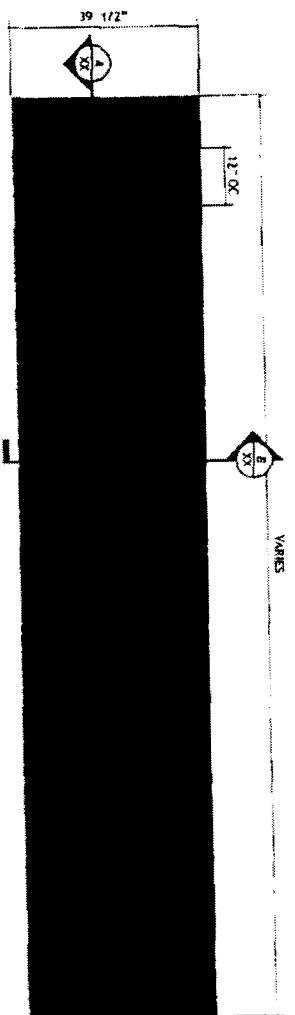
PROJECT MANAGER:
DAVE PALMGREN

DESIGNER:
R. GAMEZ

ISSUE DATE:
05/26/2016

DESIGNER:
R. GAMEZ


ALL DRAWINGS, SPECIFICATIONS AND CONTRACTS ARE THE PROPERTY OF LOREN INDUSTRIES. NO PARTS OF THIS DOCUMENT MAY BE REPRODUCED OR TRANSMITTED IN ANY FORM OR BY ANY MEANS, ELECTRONIC OR MECHANICAL, WITHOUT PERMISSION FROM LOREN INDUSTRIES.



ALUMINUM AWNING (FRONT VIEW)

NS	N6	N7	NB	N9	N10
----	----	----	----	----	-----

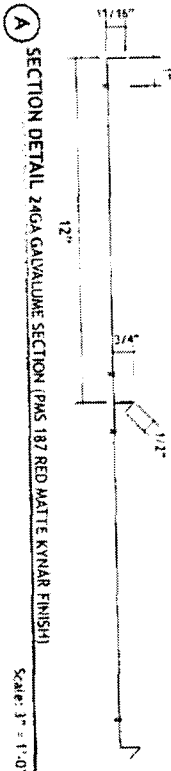
Scale: 1/2" = 1'-0"



ALUMINUM AWNING (SIDE VIEW)

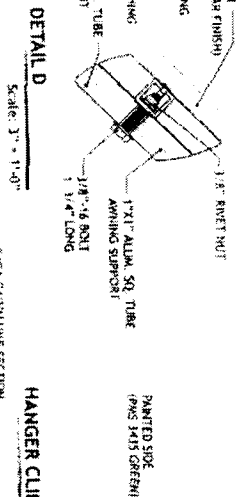
Scale: 1/2" = 1'-0"

- COLOR SPECIFICATIONS:**
- PMS 187 RED MATTE FINISH
 - PMS 4315 GREEN
 - 2GA GALVALUME
 - PMS 187 RED MATTE FINISH
 - 1 1/4" ALUMINUM SQUARE TUBE PROFILE PAINTED PMS 4315 GREEN



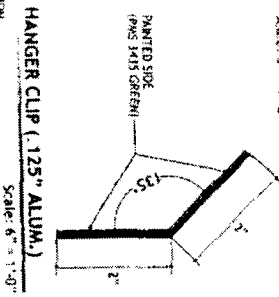
SECTION DETAIL A: ZIGA GALVALUME SECTION (PMS 187 RED MATTE KYNAR FINISH)

Scale: 3/4" = 1'-0"



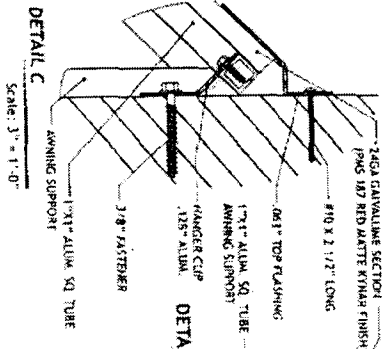
DETAIL D

Scale: 3/4" = 1'-0"




HANGER CLIP (1.25" ALUM.)

Scale: 6" = 1'-0"



DETAIL C

Scale: 3/4" = 1'-0"

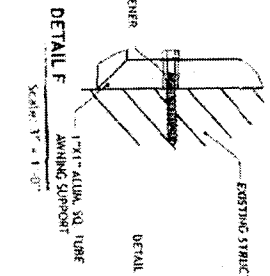


DETAIL E

Scale: 3/4" = 1'-0"

BOTTOM FLASHING

Scale: 6" = 1'-0"

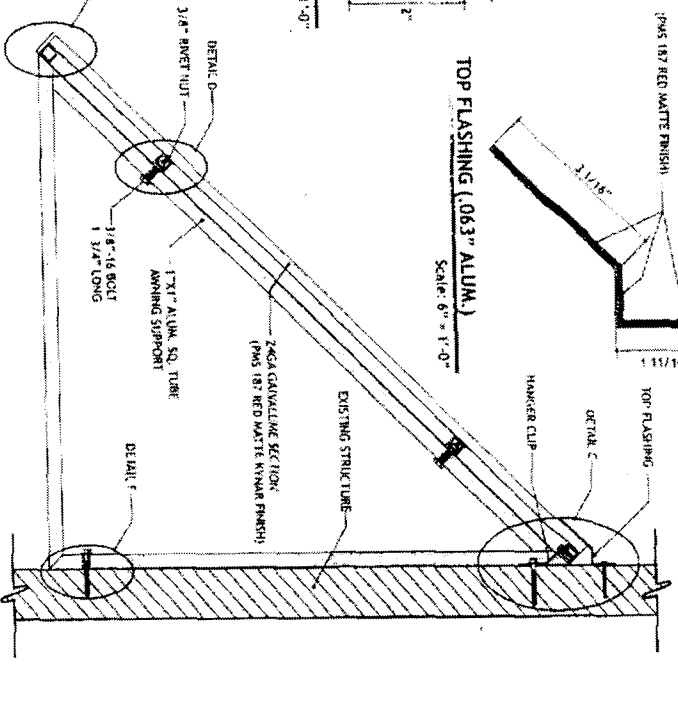


DETAIL F

Scale: 3/4" = 1'-0"

SECTION DETAIL B

Scale: 1 1/2" = 1'-0"



TOP FLASHING (0.63" ALUM.)

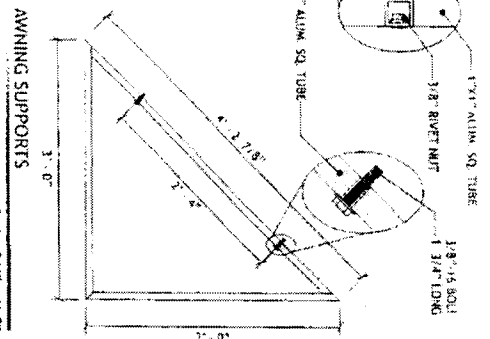

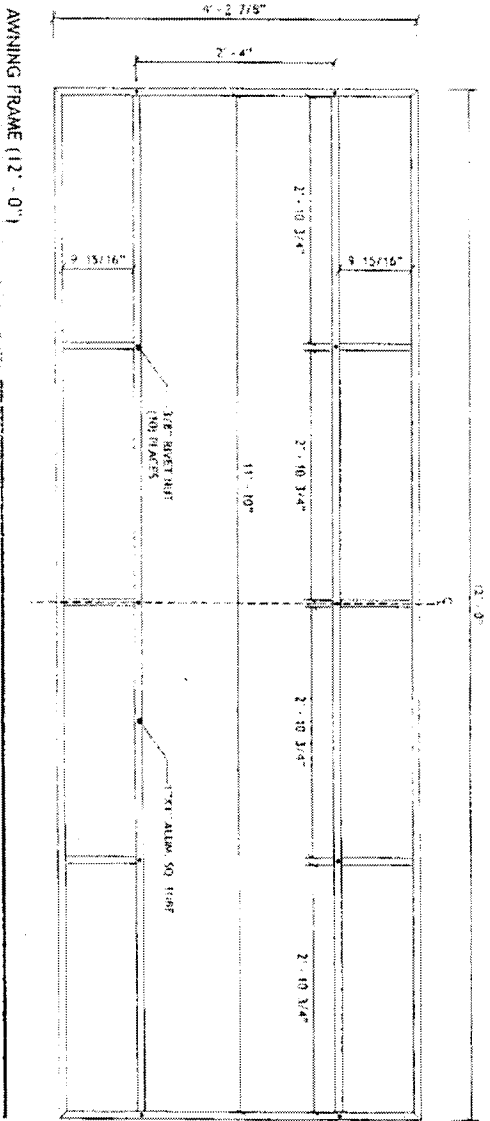
Scale: 6" = 1'-0"

ALL DIMENSIONS AND DISTANCES
 GIVEN ARE APPROXIMATE. THE
 CONTRACTOR SHALL VERIFY ALL
 DIMENSIONS AND DISTANCES
 BEFORE PROCEEDING WITH
 CONSTRUCTION. THE
 CONTRACTOR SHALL BE RESPONSIBLE
 FOR OBTAINING ALL NECESSARY
 PERMITS AND APPROVALS FROM
 THE APPROPRIATE AGENCIES.
 THE CONTRACTOR SHALL MAINTAIN
 ACCESS TO ALL UTILITIES AT ALL
 TIMES.

DATE: 05/24/2016
 PROJECT MANAGER: DAVE PALASCHEN
 DESIGNER: R. GAMEZ
 RESPONSIBLE: 05/26/2016
 REGIONAL MGR: R. GAMEZ

APPROVAL SIGNATURE: _____
 955 LATHROP BLVD (1044) 677
 PORTLAND, OR 97201
 APPROVED: _____
 DATE: 6/19
 CLIENT: POPEYES
 PROJECT NO.: CS-16-0115R1

LOREN INDUSTRIES
 12228 CARLE DRIVE
 WHITTIER, CA 90601
 TEL: (562) 946-7345
 FAX: (562) 949-5707
 ST. (TOLL-FREE) 455-4415
 LOS ANGELES, CA



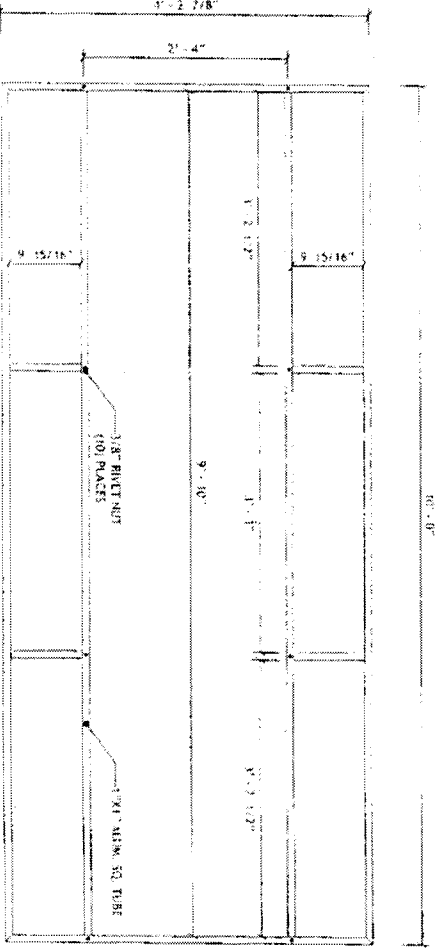
AWNING FRAME (12'-0")

Scale: 3/4" = 1'-0"

AWNING FRAME SIDE VIEW

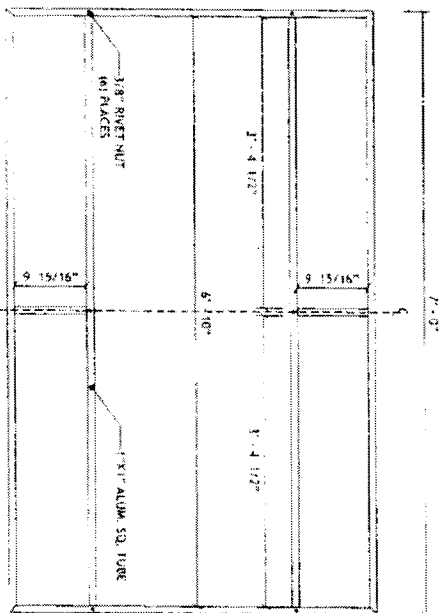
AWNING SUPPORTS

Scale: 3/4" = 1'-0"



AWNING FRAME (10'-0")

Scale: 3/4" = 1'-0"



AWNING FRAME (7'-0")

Scale: 3/4" = 1'-0"



LOREN INDUSTRIES
 13236 Coast Drive
 Whittier, CA 90601
 Tel: (562) 946-7345
 Fax: (562) 949-5707
 St. Lic.: 435493
 Long Beach, CA



BLANK/REVISION NO.:
C5-16-015R1

DATE: 7/19

CLIENT: POPEYES

ADDRESS: 985 Lockheed Blvd (Hwy 67)
 FORTSMITH, MO 65031

Approved Signature

DATE: 05/24/2016

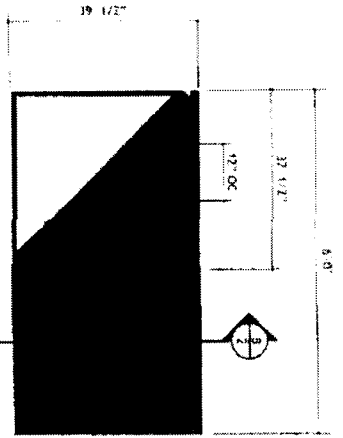
PROJECT MANAGER: DAVE PALMGRIN

DESIGNER: R. GAMEZ

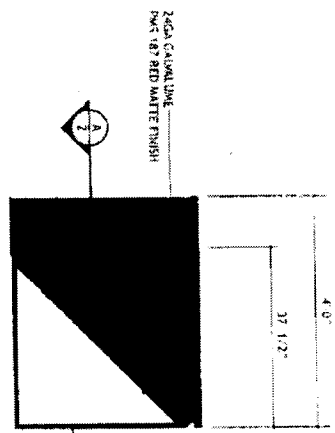
REVISION DATE: 05/26/2016

DESIGNER: R. GAMEZ

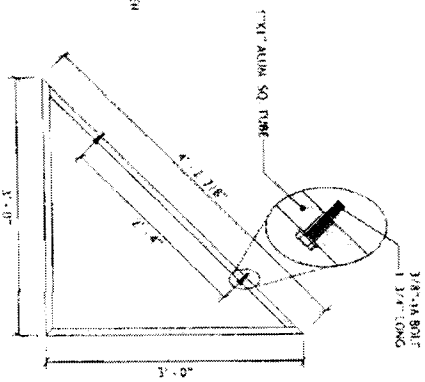
ALL POPEYES, POPEYES AND POPEYES
 ARE REGISTERED TRADEMARKS OF
 POPEYES, INC. AND ARE USED BY
 POPEYES, INC. UNDER LICENSE TO
 POPEYES, INC. BY POPEYES, INC.
 POPEYES, INC. IS NOT RESPONSIBLE
 FOR THE CONTENTS OF THIS
 DRAWING OR FOR THE CONSTRUCTION
 THEREOF OR FOR ANY DAMAGE TO
 PERSONS OR PROPERTY CAUSED
 THEREBY.



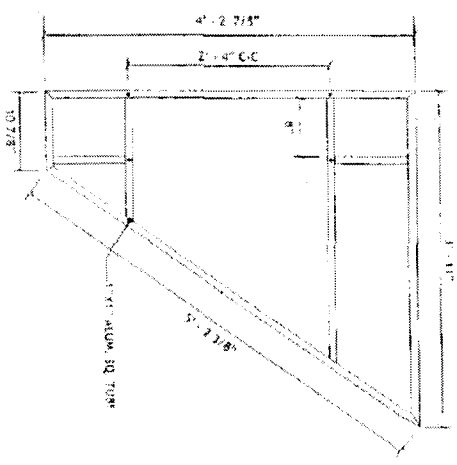
N11 AWNING CORNER (FRONT VIEW)
Scale: 1/2" = 1'-0"



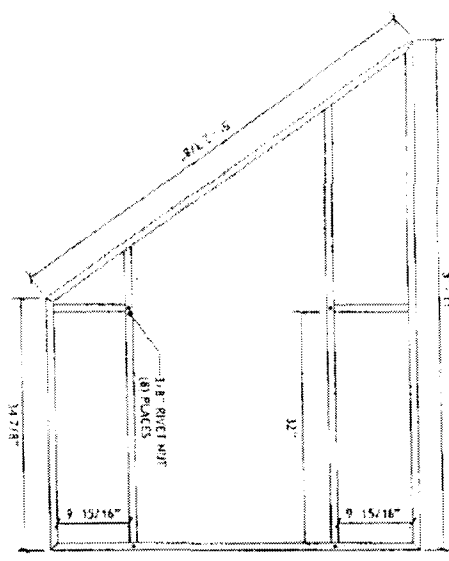
N11 ALUMINUM AWNING (SIDE VIEW)
Scale: 1/2" = 1'-0"




AWNING SUPPORTS - QTY 4
Scale: 3/4" = 1'-0"



AWNING FRAMES (4' - 0" x 6' - 0") - QTY 1
Scale: 3/4" = 1'-0"



Scale: 3/4" = 1'-0"



AWNING FRAME SIDE VIEW

- SPECIFICATIONS:**
1. ZAGA STEEL SHEET W/ KYNAR FINISH PMS 187C RED STANDING SEAM AWNING & BOTTOM FLASHING
 2. 063 ALUMINUM TOP FLASHING PAINTED PMS 187C RED
 3. 1 ALUMINUM SQUARE TUBE FRAME PAINTED PMS 1435 GREEN

BILL OF MATERIALS		
ITEM	PART NUMBER	MATERIAL DESCRIPTION
1	515H24 02	Stand Seam ZAGA Steel 4' x 6' w/ Kynar Finish
2	063E20	Aluminum Top Flashing 4' x 6' w/ Kynar Finish
3	41503124	1 1/2" x 1 1/2" x 1/2" Aluminum Square Tube



LOREN INDUSTRIES
 12224 Carri Drive
 Whittier, CA 90601
 Tel: (562) 946-7545
 Fax: (562) 946-8707
 St. Lic: 455415
 Los Angeles, CA

MANUFACTURED BY:
C5-16-015R1

MODEL NO.
8 of **19**

CLIENT:
POPEYES

ADDRESS:
 951 Lindbergh Blvd Hwy 671
 Fortson, MD 20331

DATE:
 05/24/2016

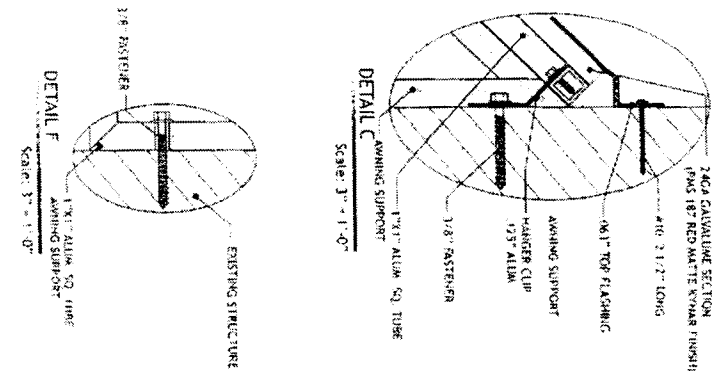
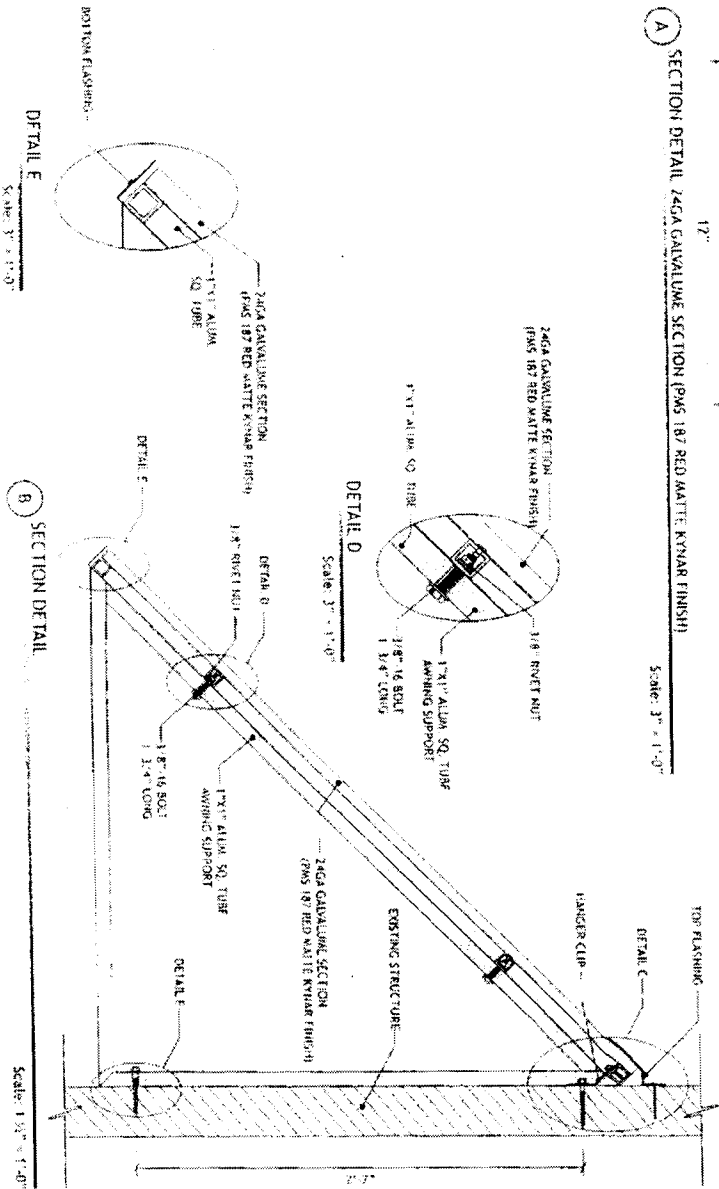
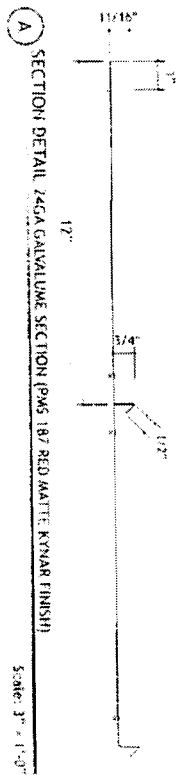

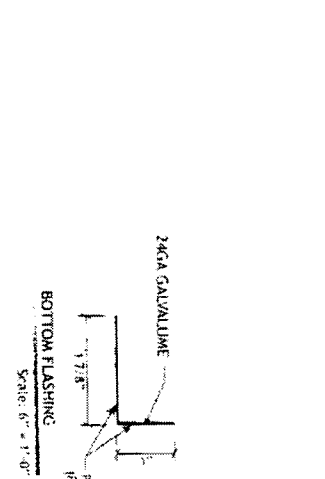
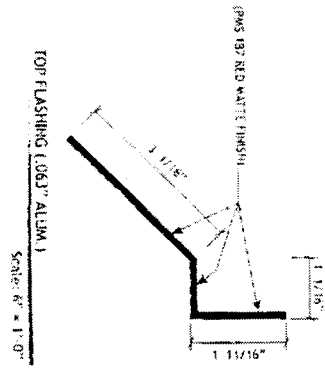
CONTACT PERSON:
DAVE PALMGREN

DRAWER:
R. GAMEZ

ISSUE DATE:
 05/26/2016

DESIGNER:
R. GAMEZ

NOTES:
 ALL DIM. SHOWN ARE FINISHED
 DIMENSIONS UNLESS NOTED
 OTHERWISE. ALL DIMENSIONS
 SHALL BE TO FACE UNLESS
 OTHERWISE NOTED. ALL DIMENSIONS
 SHALL BE TO FACE UNLESS
 OTHERWISE NOTED. ALL DIMENSIONS
 SHALL BE TO FACE UNLESS
 OTHERWISE NOTED. ALL DIMENSIONS
 SHALL BE TO FACE UNLESS
 OTHERWISE NOTED.



LOREN INDUSTRIES

13226 Coast Drive
Whittier, CA 90601
Tel: (562) 946-2545
Fax: (562) 949-5707
St. Lic: 455415
Los Angeles, CA

MANUFACTURED BY
C5-16-015R1

DATE: 9 OF 19

CLIENT: POPEYES

ADDRESS: 955 Inda-ge Blvd (Hwy 67)
Fortsant, MO 63011

Approval Signature: _____

DATE: 05/24/2016

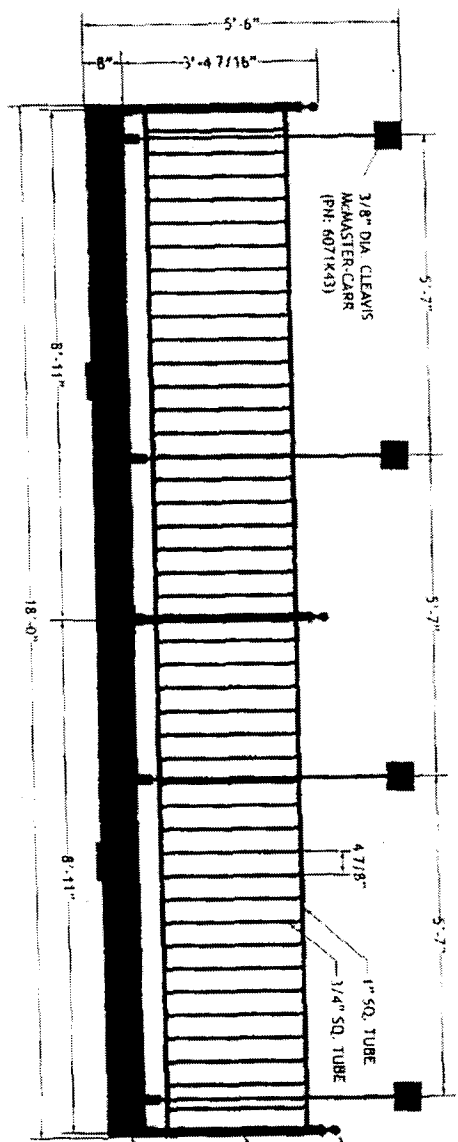
PROJECT MANAGER: DAVE PALMGRIN

DESIGNER: R. GANNEZ

STATION DATE: 05/26/2016

REVISION BY: R. GANNEZ

ALL BRON, ALUM, AND ELECTRONIC APPLICABLE TO THIS DRAWING ARE TO BE USED UNLESS OTHERWISE NOTED. THE CONTRACTOR SHALL BE RESPONSIBLE FOR OBTAINING ALL NECESSARY PERMITS AND APPROVALS FROM THE APPLICABLE AGENCIES. APPROVAL SIGNATURE: _____ DATE: _____



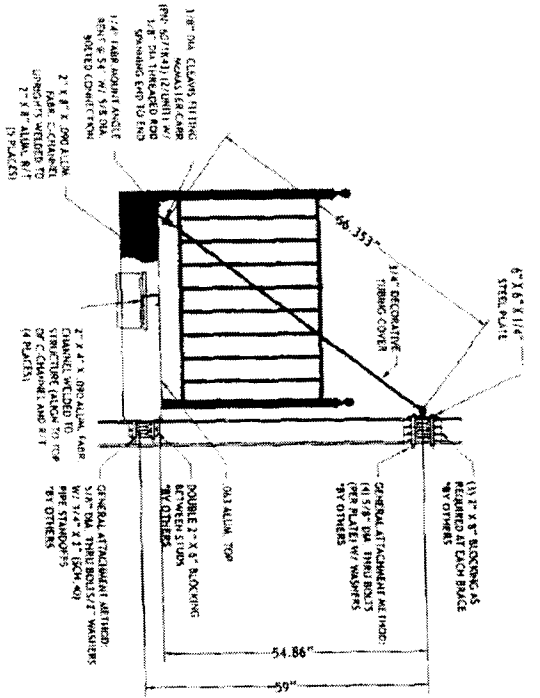
N12
18'-0" WIDE CANOPY

Scale: 1/2" = 1'-0"

- 2" SPHERE POST CAP KING ARCH METALS P/N: 45-118
- 2" X 2" ALUM. SQ. TUBE 3'-0" LG (X75)
- 2" X 8" ALUM. REC. EXTR. RAFTER
- 1" SQ. TUBE 47/8"
- 3/8" DIA. CLEAR VINYL MASTER-CARR (P/N: 6071K43)

COLOR

BM #2040-10 - Rainforest Foliage



N12
CANOPY SECTION

Scale: 1/2" = 1'-0"

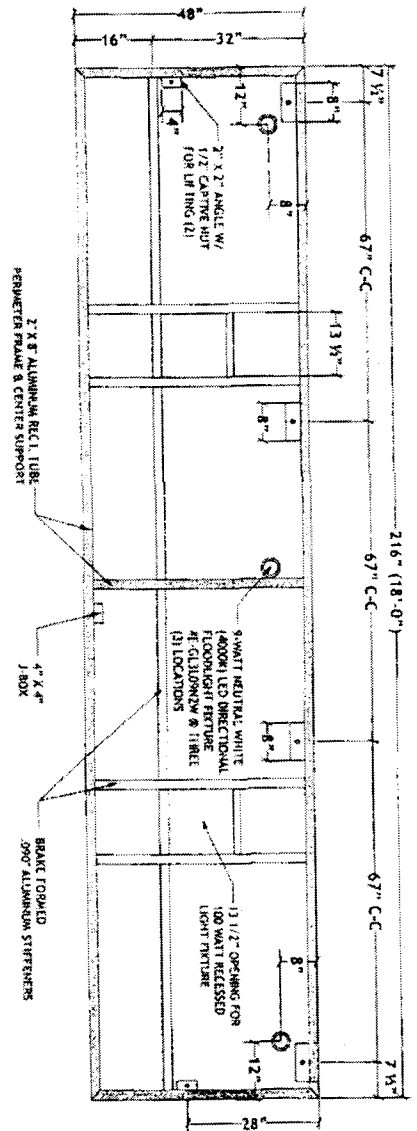


LOREIN INDUSTRIES
12226 Coast Drive
Whittier, CA 90601
Tel: (562) 946-7345
Fax: (562) 946-5702
St. Lic.: 485415
Los Angeles, CA

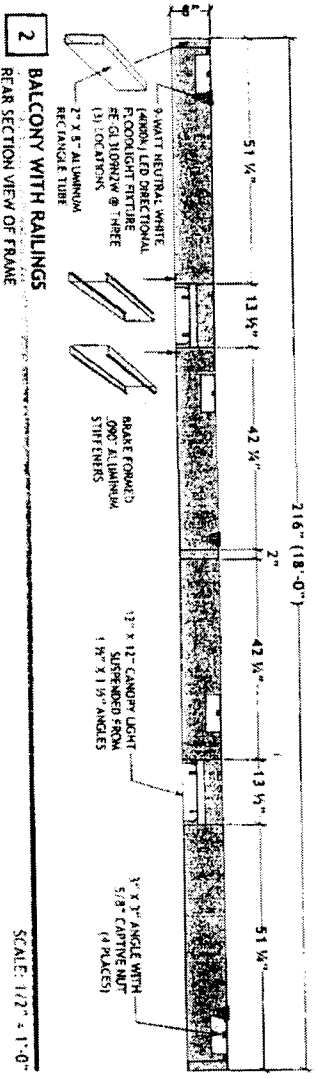
DATE: 05/24/2016
PROJECT: 955 Lumbergton Blvd (Hwy 67) Florissant, MO 63031
DRAWN BY: R. GAMEZ
CHECKED BY: DAVE PALMGREN
DESIGNED BY: R. GAMEZ
REVISIONS: 05/26/2016

10 x 19
POPEYES
955 Lumbergton Blvd (Hwy 67)
Florissant, MO 63031
Special Services

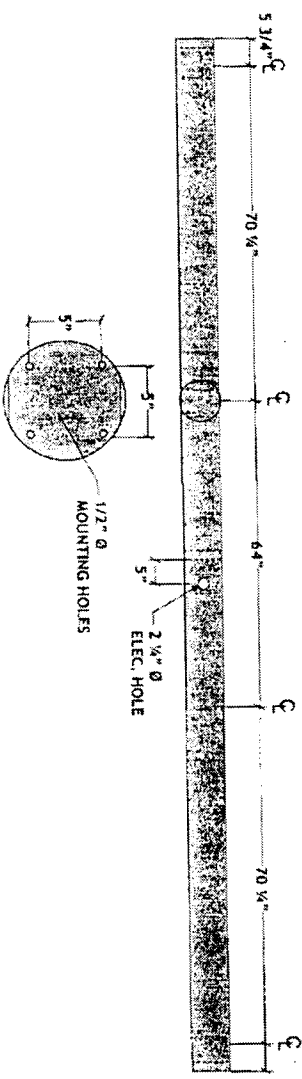
ALL DIM. MEAS. ARE SECTIONAL
4" FINISHES ON THE EXTERIOR
UNLESS NOTED OTHERWISE
MATERIALS TO BE USED SHALL BE
AS SHOWN ON THE DRAWING
PERIODIC INSPECTIONS SHOULD BE
MADE TO ENSURE PROPER
INSTALLATION AND MAINTENANCE



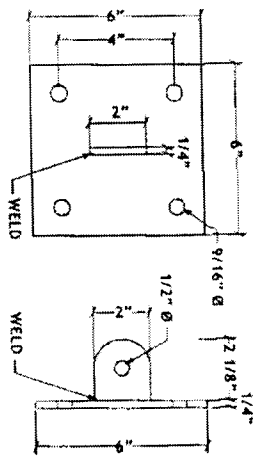
1 BALCONY WITH RAILINGS
 TOP VIEW OF FRAME (COVERS REMOVED FOR CLARITY)
 SCALE: 1/2" = 1'-0"



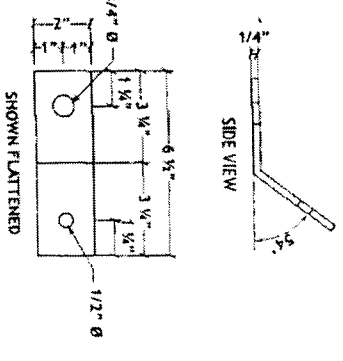
2 BALCONY WITH RAILINGS
 REAR SECTION VIEW OF FRAME
 SCALE: 1/2" = 1'-0"




3 BALCONY WITH RAILINGS
 REAR VIEW OF FRAME
 SCALE: 1/2" = 1'-0"



4 ALUMINUM SAG ROD MOUNTING PLATE
 QTY. (4) REQ'D.
 SCALE: 3" = 1'-0"



**5 1/4\"/>
 QTY. (4) REQ'D.
 SCALE: 3" = 1'-0"**



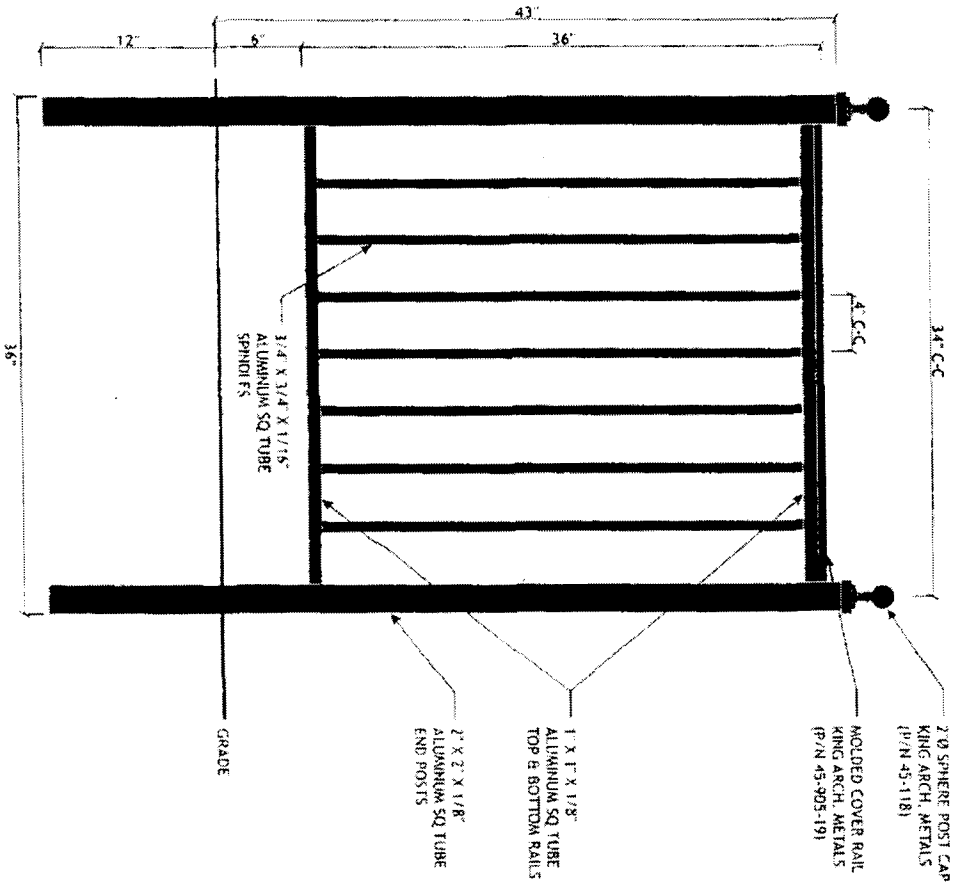
6 STEEL FORGED CLEVIS
 QTY. (8) REQ'D.
 SCALE: N.T.S.

LOREN INDUSTRIES
 11236 GARRETT DRIVE
 WHITING, CA 90601
 TEL: (562) 946-7545
 FAX: (562) 949-5707
 SR. REC.: 459415
 Los Angeles, CA

DATE: 05/24/2016
 PROJECT MANAGER: DAVE PALMGREN
 ENGINEER: R. GAMEZ

ADDRESS: 955 Lindbergh Blvd (Hwy 61)
 FORTSMITH, MO 65201
 APPROVAL SIGNATURE: POPEYES

ALL DIMENSIONS AND REQUIREMENTS SHALL BE IN ACCORDANCE WITH THE 2015 INTERNATIONAL BUILDING CODES AND THE 2015 INTERNATIONAL RESIDENTIAL CODES. THE CONTRACTOR SHALL BE RESPONSIBLE FOR OBTAINING ALL NECESSARY PERMITS AND APPROVALS FROM THE LOCAL BUILDING DEPARTMENT OR LOCAL A.E.C. PRIOR TO CONSTRUCTION.



N13 EXTERIOR HAND RAIL
FRONT VIEW

SCALE: 1/2" = 1'-0"

- SPECIFICATIONS:**
1. ALUMINUM SQUARE TUBE RAILINGS
 2. PAINT - HUNTER GREEN

2 MOLDED COVER RAIL
DETAIL VIEW



NTS

BILL OF MATERIALS

LINE	PART NUMBER	MATERIAL DESCRIPTION	QTY	UNIT
1	DAVEY-CO-63	FRONT 3' Guard Rail 304-SS-4x4x1/8"	1	EA
2	Andrew	Aluminum	5	EA
3	7-SP	SPRINGS	5	EA

LOREN INDUSTRIES
 12228 Coast Drive
 Whittier, CA 90601
 Tel: (562) 944-7545
 Fax: (562) 949-5702
 St. Lic.: 485415
 Los Angeles, CA



ORDER NUMBER: 001
C5-16-015R1

QTY: 12
 SIZE: 19

ORDER BY:
POPEYES

ADDRESS:
 955 Lindbergh Blvd (Hwy 47)
 Florissant, MO 63031

APPROVED SIGNATURE

DATE:
 05/24/2016

CONTACT MANAGER:
DAVE PALMGREN

ORDER BY:
R. GAMEZ

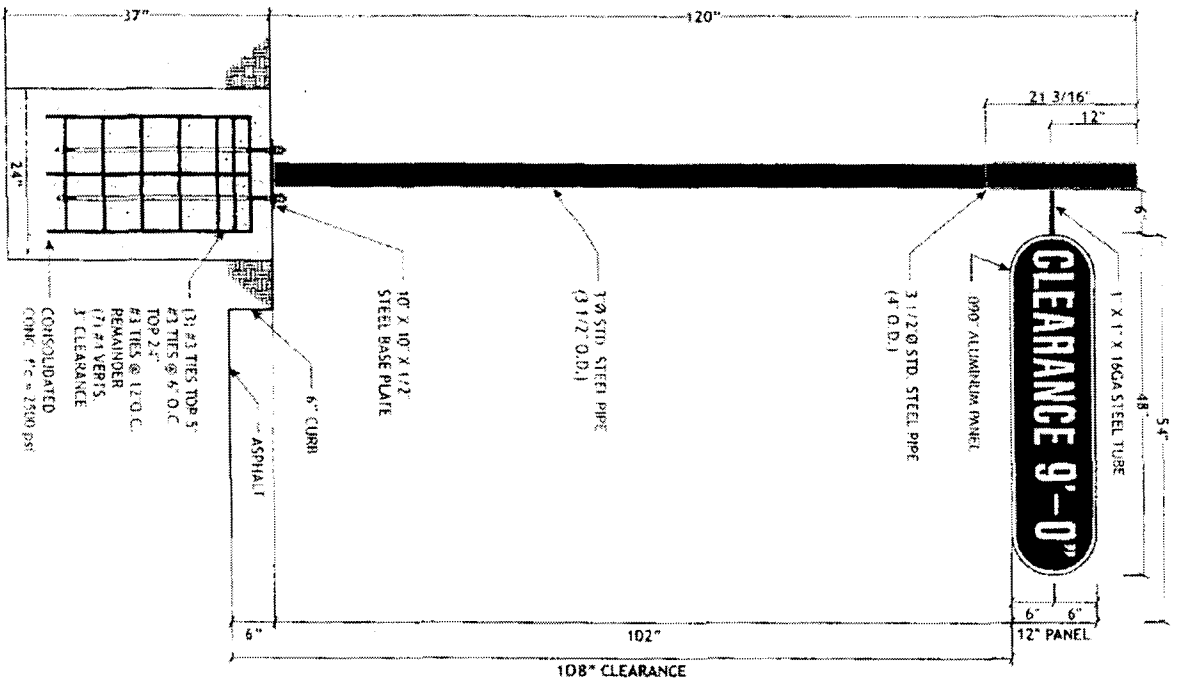
REORDER DATE:
 05/26/2016

REORDER BY:
R. GAMEZ

ALL DATA, PLAN, AND DIMENSIONS
 ARE BASED ON THE INFORMATION
 PROVIDED BY THE CLIENT. THE
 CONTRACTOR SHALL BE RESPONSIBLE
 FOR VERIFYING ALL DIMENSIONS
 AND CONDITIONS OF THE WORK
 BEFORE BEGINNING ANY WORK.
 THE CONTRACTOR SHALL BE
 RESPONSIBLE FOR OBTAINING ALL
 NECESSARY PERMITS AND
 APPROVALS FROM THE
 APPROPRIATE AGENCIES.

N14/N15

CLEARANCE BAR
FRONT VIEW



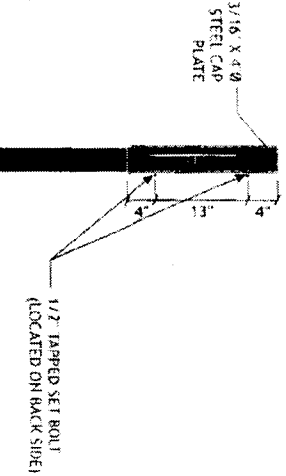
SCALE: 3/4" = 1'-0"

N14/N15

CLEARANCE BAR
SIDE VIEW



SCALE: 3/4" = 1'-0"



3 1/2" THICK STEEL BASE PLATE
PATTERN SCALE: 1/2" = 1'-0"

- SPECIFICATIONS:**
- PANEL - 090 ALUMINUM WITH 3M 680-10 REFLECTIVE WHITE VINYL GRAPHICS
 - 1" TUBE STEEL HORIZONTAL ARM
 - 3 1/2" SCH 40 ROUND PIPE SLEEVE WITH CAP PLATE
 - 1" SCH 40 ROUND PIPE MAIN SUPPORT
 - 1/2" X 10" X 10" STEEL BASE PLATE
 - 5/8" X 21" STEEL J-BOLTS
 - PAINT - PMS 187C RED

NOTE:
090 ALUMINUM TEMPLATE OF BASE PLATE & J-BOLTS TO SHIP AHEAD OF PIPE.

BILL OF MATERIALS

ITEM	QTY	PART NUMBER	MATERIAL DESCRIPTION	DIV	UOM
1	1	STR-13	3 1/2" Round Pipe, Schedule 40 X 20'	2	FT
2	2	STR-13	1" Round Pipe, Schedule 40 X 20'	10	FT
3	1	STR-14	1/2" X 48" X 3/8" Steel Plate	1	EA
4	1	STR-15	1" Sch 40 Steel Cap Plate 10" X 10"	5	EA
5	4	STR-16	1" Sch 40 Steel Main Support	4	EA
6	4	STR-17	1/2" X 10" X 10" Steel Base Plate	4	EA
7	4	STR-18	5/8" X 21" Steel J-Bolts	4	EA
8	4	STR-19	1/2" Tapered Set Bolt	4	EA
9	1	STR-20	3/16" X 4" X 4" Steel Cap Plate	3	EA
10	1	STR-21	108" X 48" X 1/2" Steel Arm	1	EA
11	1	STR-22	108" X 48" X 1/2" Steel Arm	1	EA
12	1	STR-23	108" X 48" X 1/2" Steel Arm	1	EA
13	1	STR-24	108" X 48" X 1/2" Steel Arm	1	EA
14	1	STR-25	108" X 48" X 1/2" Steel Arm	1	EA
15	1	STR-26	108" X 48" X 1/2" Steel Arm	1	EA
16	1	STR-27	108" X 48" X 1/2" Steel Arm	1	EA
17	1	STR-28	108" X 48" X 1/2" Steel Arm	1	EA
18	1	STR-29	108" X 48" X 1/2" Steel Arm	1	EA
19	1	STR-30	108" X 48" X 1/2" Steel Arm	1	EA
20	1	STR-31	108" X 48" X 1/2" Steel Arm	1	EA
21	1	STR-32	108" X 48" X 1/2" Steel Arm	1	EA
22	1	STR-33	108" X 48" X 1/2" Steel Arm	1	EA
23	1	STR-34	108" X 48" X 1/2" Steel Arm	1	EA
24	1	STR-35	108" X 48" X 1/2" Steel Arm	1	EA
25	1	STR-36	108" X 48" X 1/2" Steel Arm	1	EA
26	1	STR-37	108" X 48" X 1/2" Steel Arm	1	EA
27	1	STR-38	108" X 48" X 1/2" Steel Arm	1	EA
28	1	STR-39	108" X 48" X 1/2" Steel Arm	1	EA
29	1	STR-40	108" X 48" X 1/2" Steel Arm	1	EA
30	1	STR-41	108" X 48" X 1/2" Steel Arm	1	EA
31	1	STR-42	108" X 48" X 1/2" Steel Arm	1	EA
32	1	STR-43	108" X 48" X 1/2" Steel Arm	1	EA
33	1	STR-44	108" X 48" X 1/2" Steel Arm	1	EA
34	1	STR-45	108" X 48" X 1/2" Steel Arm	1	EA
35	1	STR-46	108" X 48" X 1/2" Steel Arm	1	EA
36	1	STR-47	108" X 48" X 1/2" Steel Arm	1	EA
37	1	STR-48	108" X 48" X 1/2" Steel Arm	1	EA
38	1	STR-49	108" X 48" X 1/2" Steel Arm	1	EA
39	1	STR-50	108" X 48" X 1/2" Steel Arm	1	EA
40	1	STR-51	108" X 48" X 1/2" Steel Arm	1	EA
41	1	STR-52	108" X 48" X 1/2" Steel Arm	1	EA
42	1	STR-53	108" X 48" X 1/2" Steel Arm	1	EA
43	1	STR-54	108" X 48" X 1/2" Steel Arm	1	EA
44	1	STR-55	108" X 48" X 1/2" Steel Arm	1	EA
45	1	STR-56	108" X 48" X 1/2" Steel Arm	1	EA
46	1	STR-57	108" X 48" X 1/2" Steel Arm	1	EA
47	1	STR-58	108" X 48" X 1/2" Steel Arm	1	EA
48	1	STR-59	108" X 48" X 1/2" Steel Arm	1	EA
49	1	STR-60	108" X 48" X 1/2" Steel Arm	1	EA
50	1	STR-61	108" X 48" X 1/2" Steel Arm	1	EA
51	1	STR-62	108" X 48" X 1/2" Steel Arm	1	EA
52	1	STR-63	108" X 48" X 1/2" Steel Arm	1	EA
53	1	STR-64	108" X 48" X 1/2" Steel Arm	1	EA
54	1	STR-65	108" X 48" X 1/2" Steel Arm	1	EA
55	1	STR-66	108" X 48" X 1/2" Steel Arm	1	EA
56	1	STR-67	108" X 48" X 1/2" Steel Arm	1	EA
57	1	STR-68	108" X 48" X 1/2" Steel Arm	1	EA
58	1	STR-69	108" X 48" X 1/2" Steel Arm	1	EA
59	1	STR-70	108" X 48" X 1/2" Steel Arm	1	EA
60	1	STR-71	108" X 48" X 1/2" Steel Arm	1	EA
61	1	STR-72	108" X 48" X 1/2" Steel Arm	1	EA
62	1	STR-73	108" X 48" X 1/2" Steel Arm	1	EA
63	1	STR-74	108" X 48" X 1/2" Steel Arm	1	EA
64	1	STR-75	108" X 48" X 1/2" Steel Arm	1	EA
65	1	STR-76	108" X 48" X 1/2" Steel Arm	1	EA
66	1	STR-77	108" X 48" X 1/2" Steel Arm	1	EA
67	1	STR-78	108" X 48" X 1/2" Steel Arm	1	EA
68	1	STR-79	108" X 48" X 1/2" Steel Arm	1	EA
69	1	STR-80	108" X 48" X 1/2" Steel Arm	1	EA
70	1	STR-81	108" X 48" X 1/2" Steel Arm	1	EA
71	1	STR-82	108" X 48" X 1/2" Steel Arm	1	EA
72	1	STR-83	108" X 48" X 1/2" Steel Arm	1	EA
73	1	STR-84	108" X 48" X 1/2" Steel Arm	1	EA
74	1	STR-85	108" X 48" X 1/2" Steel Arm	1	EA
75	1	STR-86	108" X 48" X 1/2" Steel Arm	1	EA
76	1	STR-87	108" X 48" X 1/2" Steel Arm	1	EA
77	1	STR-88	108" X 48" X 1/2" Steel Arm	1	EA
78	1	STR-89	108" X 48" X 1/2" Steel Arm	1	EA
79	1	STR-90	108" X 48" X 1/2" Steel Arm	1	EA
80	1	STR-91	108" X 48" X 1/2" Steel Arm	1	EA
81	1	STR-92	108" X 48" X 1/2" Steel Arm	1	EA
82	1	STR-93	108" X 48" X 1/2" Steel Arm	1	EA
83	1	STR-94	108" X 48" X 1/2" Steel Arm	1	EA
84	1	STR-95	108" X 48" X 1/2" Steel Arm	1	EA
85	1	STR-96	108" X 48" X 1/2" Steel Arm	1	EA
86	1	STR-97	108" X 48" X 1/2" Steel Arm	1	EA
87	1	STR-98	108" X 48" X 1/2" Steel Arm	1	EA
88	1	STR-99	108" X 48" X 1/2" Steel Arm	1	EA
89	1	STR-100	108" X 48" X 1/2" Steel Arm	1	EA

LOREN INDUSTRIES

12328 Coast Drive
Whittier, CA 90601
TEL: (562) 948-7845
FAX: (562) 948-5707
SE. LIC.: 453415
Los Angeles, CA

DATE: 05/24/2016

PROJECT: SANGAR

DESIGNER: DAVE PALMGREN

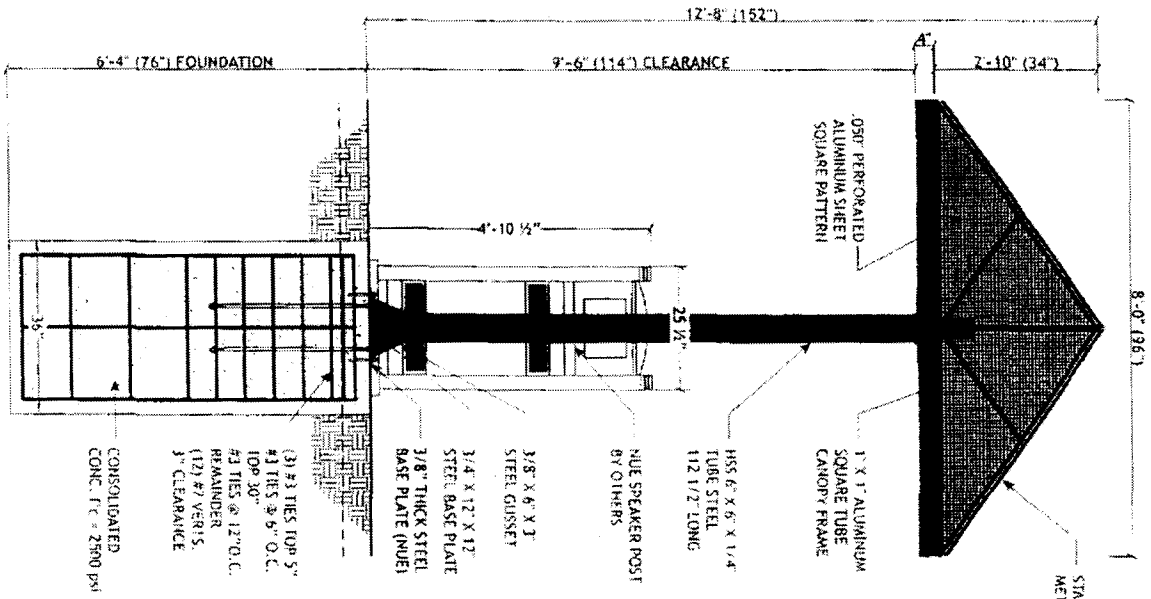
DATE: 05/26/2016

REVISION: R. GAMEZ

ALL DIMS. UNLESS OTHERWISE SPECIFIED ARE IN INCHES AND DECIMALS THEREOF. DIMS. IN PARENTHESES ARE IN MILLIMETERS. DIMS. IN MILLIMETERS ARE TO BE CONSIDERED AS APPROXIMATE. DIMS. IN INCHES ARE TO BE CONSIDERED AS EXACT. DIMS. IN MILLIMETERS ARE TO BE CONSIDERED AS APPROXIMATE. DIMS. IN INCHES ARE TO BE CONSIDERED AS EXACT. DIMS. IN MILLIMETERS ARE TO BE CONSIDERED AS APPROXIMATE. DIMS. IN INCHES ARE TO BE CONSIDERED AS EXACT.

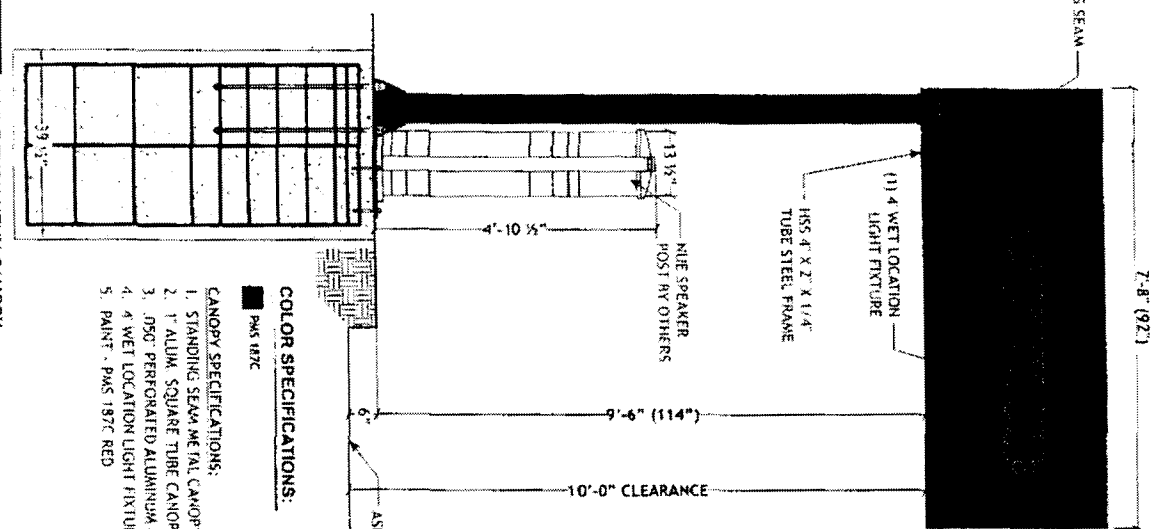
N16/N17
DRIVE THRU MENU CANOPY
FRONT VIEW

SCALE: 1/2" = 1'-0"



N16/N17
DRIVE THRU MENU CANOPY
SIDE VIEW

SCALE: 1/2" = 1'-0"



COLOR SPECIFICATIONS:

■ PMS 187C

CANOPY SPECIFICATIONS:

1. STANDING SEAM METAL CANOPY
2. 1\"/>

BILL OF MATERIALS

EQ PART NUMBER	MATERIAL DESCRIPTION	QTY	UOM
1	STANDING SEAM METAL CANOPY	1	EA
2	1\"/>		
3	3/8\"/>		
4	1/2\"/>		
5	3/4\"/>		
6	3/8\"/>		
7	3/8\"/>		
8	3/4\"/>		
9	3/8\"/>		
10	1/2\"/>		
11	1\"/>		
12	PAINT	4	EA

- SUPPORT SPECIFICATIONS:**
1. 1/2\"/>

LOREN INDUSTRIES

12224 Coast Drive
Whittier, CA 90601
Tel: (562) 946-7545
Fax: (562) 946-5707
St. Lic.: 455415
Los Angeles, CA

POPEYES

955 Linden Rd (Hwy 67)
Forsyth, MO 63031

DATE: 05/24/2016

PROJECT MANAGER: DAVE PALMGRIN

DESIGNER: R. GAMETZ

ISSUE DATE: 05/26/2016

APPROVAL SIGNATURE: _____

ALL WORK SHALL BE IN ACCORDANCE WITH THE 2015 CALIFORNIA BUILDING CODE AND ALL APPLICABLE LOCAL ORDINANCES. CONTRACTOR SHALL BE RESPONSIBLE FOR OBTAINING ALL NECESSARY PERMITS AND APPROVALS. THIS DRAWING IS THE PROPERTY OF LOREN INDUSTRIES AND IS NOT TO BE REPRODUCED OR COPIED IN ANY MANNER WITHOUT THE WRITTEN PERMISSION OF LOREN INDUSTRIES. ANY UNAUTHORIZED REPRODUCTION OR COPIING OF THIS DRAWING IS STRICTLY PROHIBITED.

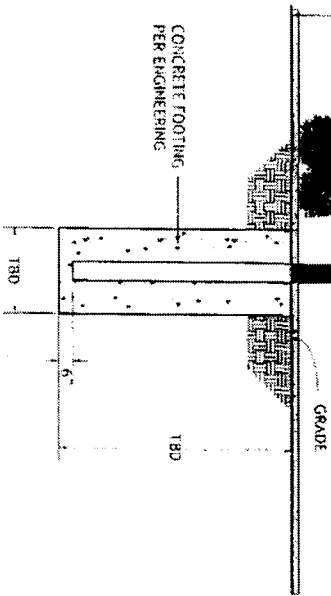


SIGN CABINET A
SIGN AREA: 30.66 SQ. FT.

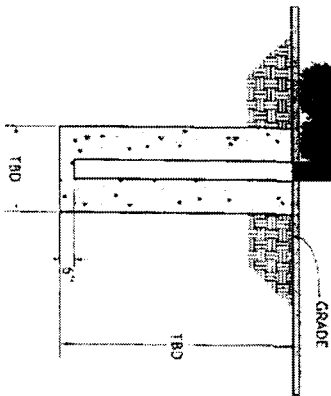
SIGN CABINET B
SIGN AREA: 29.14 SQ. FT.

(2X) LED ELECTRONIC
MESSAGE CENTER
SIGN AREA: 21.36 SQ. FT.
PROVIDED BY OTHERS

SUPPORT PIPE
AND FOUNDATION
ENGINEERING
(SITE SPECIFIC)



FOUNDATION DETAIL



SIDE VIEW

CABINET A:
FORMED DOUBLE FACE CIRCULAR CENTER POLE
SIGN. SECOND SURFACE APPLICATION.
ADDITIONAL NOTES, NOTED ON THE NEXT PAGE.

CABINET B:
FORMED DOUBLE FACE CENTER POLE SIGN
SECOND SURFACE APPLICATION.
ADDITIONAL NOTES, NOTED ON THE NEXT PAGE.

LED MESSAGE CENTER (PROVIDED BY OTHERS):
LED TO BE REGULATED TO 10 STATIC IMAGES. NO
EFFECTS BETWEEN IMAGES.

NOTE:
All methods of attachment to be engineered.
Formal stamped and signed engineering with
calculations to be submitted with permit
drawings

N18
P60 PYLON SIGN
SIGN AREA: 71.39 SQ. FT.

Scale: 1/4" = 1'-0"

LOREN INDUSTRIES
12226 Coast Drive
Whittier, CA 90601
Tel: (562) 946-7545
Fax: (562) 948-5707
St. Lic.: 455418
Los Angeles, CA

SHAWNEE/RENOVATION, INC.
C5-16-0115R1
DWG NO. 15
DATE 19

CLASS: POPEYES

ADDRESS: 953 Lumberport Blvd (Hwy 67)
Pilot Knob, MO 65051

Approval Specialist

DATE: 05/24/2016

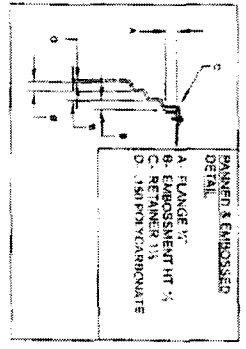
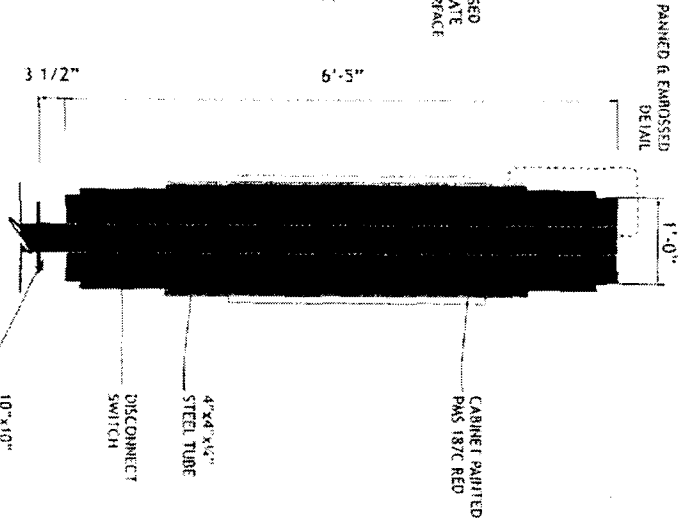

PROJECT MANAGER: DAVE PALMGREN

DRAWER: R. GAMEZ

REVISION DATE: 05/26/2016

REVISION BY: R. GAMEZ

ALL NOTES, DIMS AND REQUIREMENTS
SHOWN ON THIS DRAWING ARE TO BE
CONSIDERED AND SHOWN AS SUCH.
NO CHANGES WILL BE MADE
WITHOUT THE WRITTEN APPROVAL OF THE
DESIGNER. THE CONTRACTOR SHALL
VERIFY ALL DIMENSIONS AND
REQUIREMENTS OF THIS DESIGN.
CIVIL ENGINEER



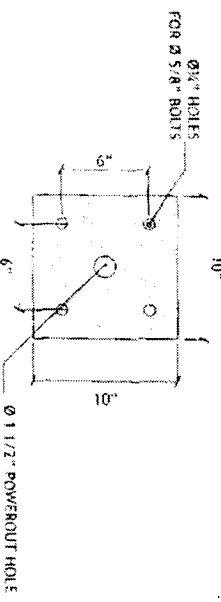
GRAPHIC NOTES:

1. ALL FACE GRAPHICS APPLIED TO SECOND SURFACE.
2. REFER TO SPECIFICATIONS FOR APPROVED COLORS.
3. MOUNTED EDGES SHALL INCORPORATE A 0.5 DEGREE DRAFFT ANGLE WITH FILLETS AS NECESSARY TO AVOID SHARP CORNERS.

COLOR SPECIFICATIONS:

- PMS 1855C - 3M 3630-44 ORANGE
- PMS 187C - 3M 3830-53 CARDINAL RED
- WHITE - 3M 2630 20 WHITE

□ P60 CABINET A
SIGN AREA: 30.66 SQ. FT.



10" X 10" STEEL MATCH PLATE
XOLE 113 113 113

Scale: 3/4" = 1'-0"

LOREN INDUSTRIES

12328 CAHILL DRIVE
WHITTIER, CA 90601
TEL: (562) 948-7345
FAX: (562) 948-8707
ST. DEPT. 485415
Los Angeles, CA

LOREN INDUSTRIES

ORDER/PHONE NO.:
C5-16-015R1

NO. OF: 16
SQ. FT.: 19

CLIENT:
POPEYES

ADDRESS:
955 Lindergh Blvd (Hwy 67)
Florence, MO 63031

Approved Signage

DATE: 05/24/2016

PROJECT MANAGER:
DAVE PALMGREN

DESIGNER:
R. GAMEZ

INSTALL DATE:
05/26/2016

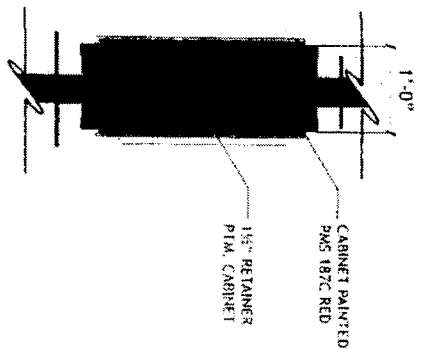
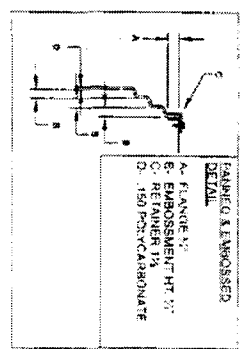
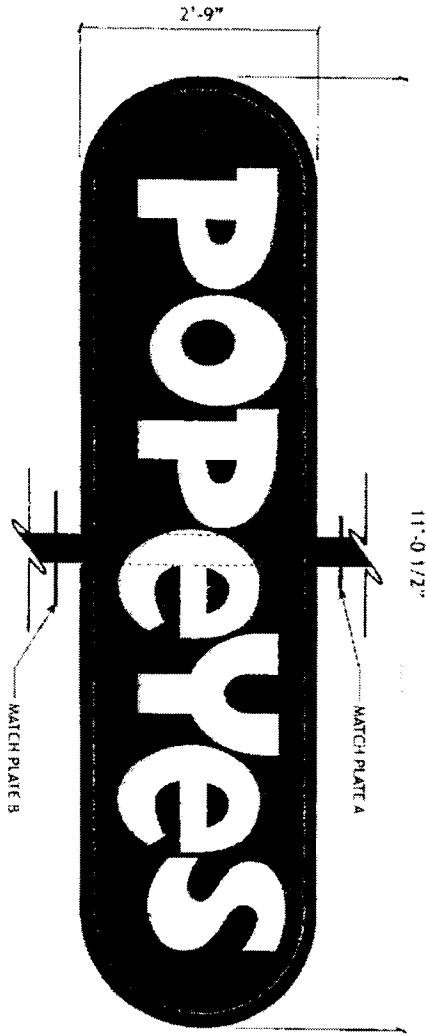
FINISHES:
R. GAMEZ

ALL WORK SHALL BE PERFORMED IN ACCORDANCE WITH THE SIGNAGE REGULATIONS OF THE CITY OF LOS ANGELES. THE SIGNAGE SHALL BE INSTALLED IN ACCORDANCE WITH THE SIGNAGE REGULATIONS OF THE CITY OF LOS ANGELES. THE SIGNAGE SHALL BE INSTALLED IN ACCORDANCE WITH THE SIGNAGE REGULATIONS OF THE CITY OF LOS ANGELES.

POP EYES

CLOSE-UP VIEW

FORMED & EMBOSSED
 .150 POLYCARBONATE
 FACE, SECOND SURFACE
 APPLICATION.
 4" x 4" x 1/2"
 STEEL TUBE
 ILLUMINATED SIGN
 TO HAVE WHITE
 GE DOUBLE SIDED POWER
 STRIPS



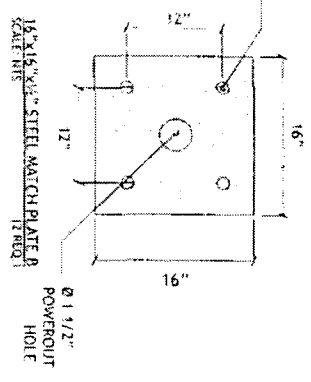
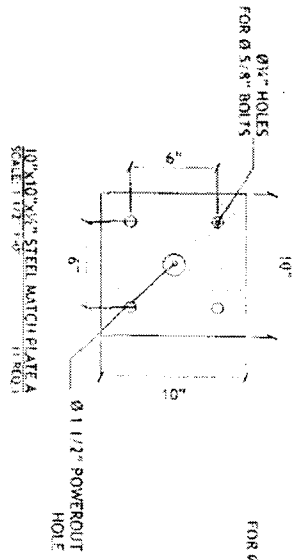
GRAPHIC NOTES:

1. ALL FACE GRAPHICS APPLIED TO SECOND SURFACE.
2. REFER TO SPECIFICATIONS FOR APPROVED COLORS.
3. ROUNDED EDGES SHALL INCORPORATE A 5 DEGREE DRAFT ANGLE WITH FILETS AS NECESSARY TO AVOID SHARP CORNERS.

COLOR SPECIFICATIONS:

- PMS 1855C - 3M 3630-44 ORANGE
- PMS 187C - 3M 3630-53 CARDINAL RED
- WHITE - 3M 3630-20 WHITE

□ P60 CABINET B
 SIGN AREA: 79.14 SQ. FT.



Scale: 3/4" = 1'-0"



LOREN INDUSTRIES
 12226 COALE DRIVE
 WHITTIER, CA 90601
 TEL: (562) 946-7545
 FAX: (562) 949-5707
 ST. LIC.: 455415
 Los Angeles, CA

DRAWING NUMBER: **C5-16-0115R1**
 PLOT NO.: **18**
 OF: **19**

CLIENT: **POP EYES**
 ADDRESS: **955 Lindbergh Blvd (Hwy 67)
 Pottersville, MD 20831**
 Approval Signature

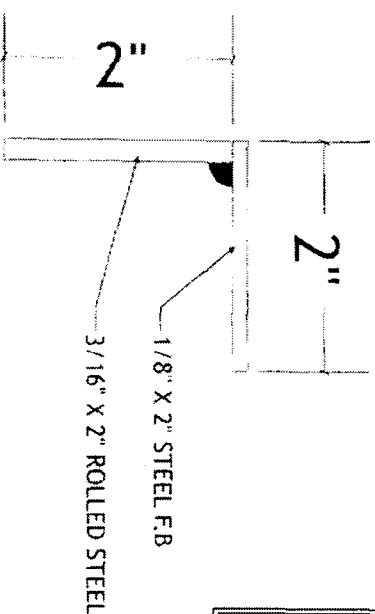
DATE: **05/24/2016**
 PROJECT MANAGER: **DAVE PALMGREN**
 DESIGNER: **R. GAMEZ**
 REVISION DATE: **05/26/2016**
 REVISIONS: **R. GAMEZ**

ALL DATA FOR ANY REVISIONS
 MUST BE SUBMITTED TO THE
 PROJECT MANAGER AND APPROVED
 BY HIM. NO REVISIONS WILL BE
 MADE WITHOUT HIS APPROVAL.
 APPROVAL SIGNATURE AND DATE
 MUST BE SUBMITTED WITH ALL
 REVISIONS TO THE PROJECT
 MANAGER.

POPAYES

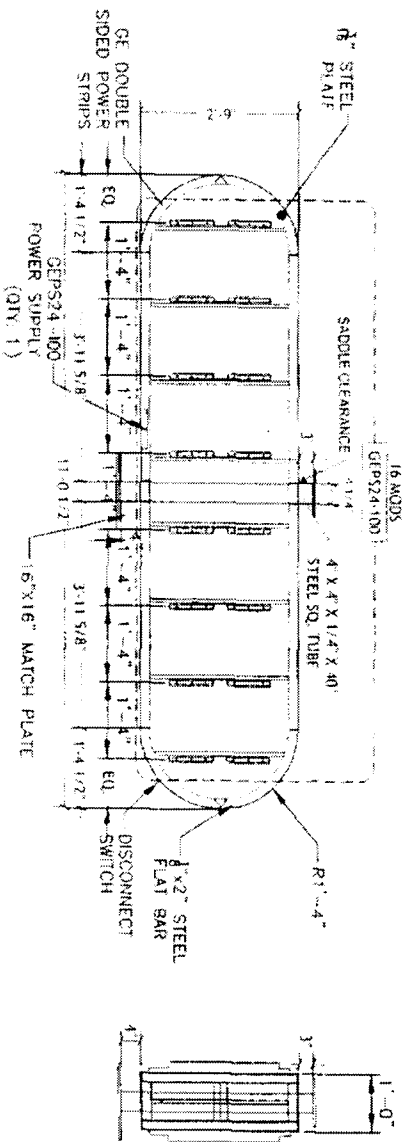
LEVEL 3
LEVEL 2
LEVEL 1

DISTORTION VACUUM FORMED
PAINTED & EMBOSSED
150" POLYCARBONATE FACE



RETAINER DETAILS


Scale: FULL SCALE



ELECTRICAL WIRING DIAGRAM CABINET A OF PYLON 60
SIGN AREA - 85 SQ. FT.

QTY	DESCRIPTION	UNIT
56	SOFT	EA
11	SOFT	EA
17	LFT	EA
25	LFT	EA
3	SOFT	EA
3	LFT	EA
14	LFT	EA
17	SOFT	EA
42	SOFT	EA
24	LFT	EA
10	LFT	EA
6	LFT	EA
1	LFT	EA
1	EA	EA
2	EA	EA

NOTES:
1. ELECTRICAL COMPONENTS TO BE QUALIFIED BY THE CONTRACTOR WITH THE NATIONAL ELECTRICAL CODE (NEC) ALL WIRING SHALL BE IN ETC.
2. TO BE MADE FOR CONDUIT TO BE SPECIFIED BY THE CONTRACTOR TO THE SITE BY THE CONTRACTOR. ALL SPACING WILL BE AS SHOWN ON DRAWING AND CARRY OVER LABELS.



ELECTRICAL DATA:
(16 MODS) GEOS71-1 POWERSTRIP (1 MODS PER FT)
(1) PS-AMW24-100 POWER SUPPLIES @ 1.1 EACH
TOTAL LOAD: 1.1 @ 120 VAC.
(1) 20 AMP-120V CIRCUIT REQUIRED.

GENERAL NOTES:
1. THE CONTRACTOR SHALL BE RESPONSIBLE FOR THE PERFORMANCE OF ALL WORK PERFORMED BY THE CONTRACTOR.
2. THE CONTRACTOR SHALL BE RESPONSIBLE FOR THE PERFORMANCE OF ALL WORK PERFORMED BY THE CONTRACTOR.
3. THE CONTRACTOR SHALL BE RESPONSIBLE FOR THE PERFORMANCE OF ALL WORK PERFORMED BY THE CONTRACTOR.

Scale: 1/2" = 1'-0"



LOREN INDUSTRIES
13228 Coast Drive
Whittier, CA 90601
Tel: (562) 946-2545
Fax: (562) 946-5207
St. Lic.: 455415
Los Angeles, CA

ORDER NO. CS-16-0115R1

DATE: 19 19

CLIENT: POPAYES

ADDRESS: 915 Linden Rd (Hwy 67)
Floresville, MO 63031

DATE: 05/24/2016

INSTALLER: DAVE BALLGREN

DESIGNER: R. GOMEZ

REVISION DATE: 05/26/2016

REVISION BY: R. GOMEZ

THIS DRAWING AND ALL ELECTRICAL WORK SHALL BE IN ACCORDANCE WITH THE NATIONAL ELECTRICAL CODE (NEC) AND ALL LOCAL AND STATE REGULATIONS. THE CONTRACTOR SHALL BE RESPONSIBLE FOR OBTAINING ALL NECESSARY PERMITS AND APPROVALS. THE CONTRACTOR SHALL BE RESPONSIBLE FOR THE PERFORMANCE OF ALL WORK PERFORMED BY THE CONTRACTOR.

1 INTRODUCED BY COUNCILMAN CAPUTA
2 APRIL 26TH, 2016

3
4
5 BILL NO. 9182

ORDINANCE NO. 8223

6
7 **ORDINANCE TO AUTHORIZE A SPECIAL USE PERMIT TO**
8 **METROPOLITAN EVENTS, LLC TO ALLOW FOR AN**
9 **EVENT/BANQUET CENTER FOR THE PROPERTY LOCATED AT**
10 **11 PATTERSON PLAZA SHOPPING CENTER.**

11
12 WHEREAS, the Florissant Zoning Ordinance authorizes the City Council of the City of
13 Florissant, by Special Use Permit, after public hearing thereon, to permit the location and
14 operation of an event/ banquet center; and

15 WHEREAS, an application has been filed by Sonja Dulick d/b/a Metropolitan Events,
16 LLC to allow for the location and operation of an event/banquet center on the property known
17 as 11 Patterson Plaza Shopping Center; and

18 WHEREAS, the Planning and Zoning Commission of the City of Florissant, at their
19 meeting of April 18th, 2016, has recommended that the said Special Use Permit be granted; and

20 WHEREAS, due notice of public hearing no. 16-04-013 on said application to be held on
21 the 26th of April, 2016 at 7:30 P.M. by the Council of the City of Florissant was duly published,
22 held and concluded; and

23 WHEREAS, the Council, following said public hearing, and after due and careful
24 consideration, has concluded that the granting of the Special Use Permit as hereinafter provided
25 would be in the best interest of the City of Florissant.

26 NOW, THEREFORE, BE IT ORDAINED BY THE COUNCIL OF THE CITY OF
27 FLORISSANT, ST. LOUIS COUNTY, MISSOURI, AS FOLLOWS:

28
29 Section 1: A Special Use Permit is hereby granted to Sonja Dulick d/b/a Metropolitan
30 Events, LLC for the location and operation of an event/banquet center on the property known as
31 11 Patterson Plaza Shopping Center with the following stipulations:

- 32 1. Hours of operation to be 7 days a week from 7:00 am until 1:00 am
33 2. No liquor will be served unless catered by a licensed catering with a
34 valid liquor license.
35 3. Any trash container over 90 cubic feet shall be screened and screen
36 shall be constructed compatible with the construction of the building

37
38
39
40
41
42
43
44
45
46
47
48
49
50
51
52
53
54
55
56
57
58
59
60
61
62
63
64
65
66
67
68
69
70
71
72
73
74

as approved by the Building Commissioner. The enclosure should have gates that are solid metal, reinforced solid vinyl or metal picket type fence with pickets spaced for screening.

PROJECT COMPLETION.


Construction shall start within 60 days of the issuance of building permits, and the structure shall be completed in accordance with the plans within 180 days of start of construction.

Section 2: The said Special Use Permit herein authorized shall remain in full force and effect and subject to all of the ordinances of the City of Florissant.


Section 3: When the named permittee discontinues the operation of said business, the Special Use Permit herein granted shall no longer be in force and effect.


Section 4: This ordinance shall become in force and effect immediately upon its passage and approval.

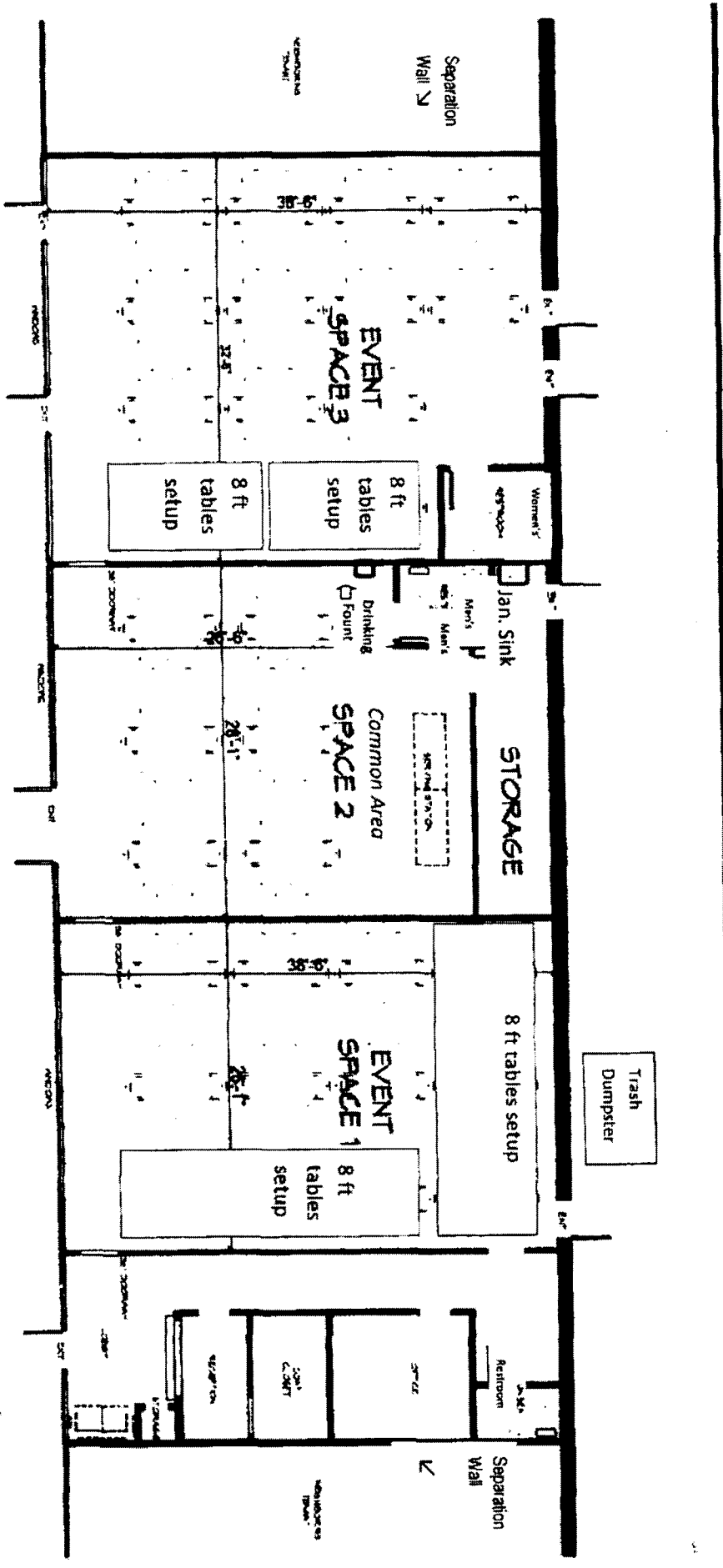
Adopted this 9 day of May, 2016.


Jackie Pagano
President of the Council
City of Florissant


Approved this 10 day of May, 2016.


Thomas P. Schneider
Mayor, City of Florissant

ATTEST:

Karen Goodwin, MMC/MRCC
City Clerk



EVENT SPACE = 2250 SQFT
 2250 SQFT / 15 = 150 OCCUPANCY



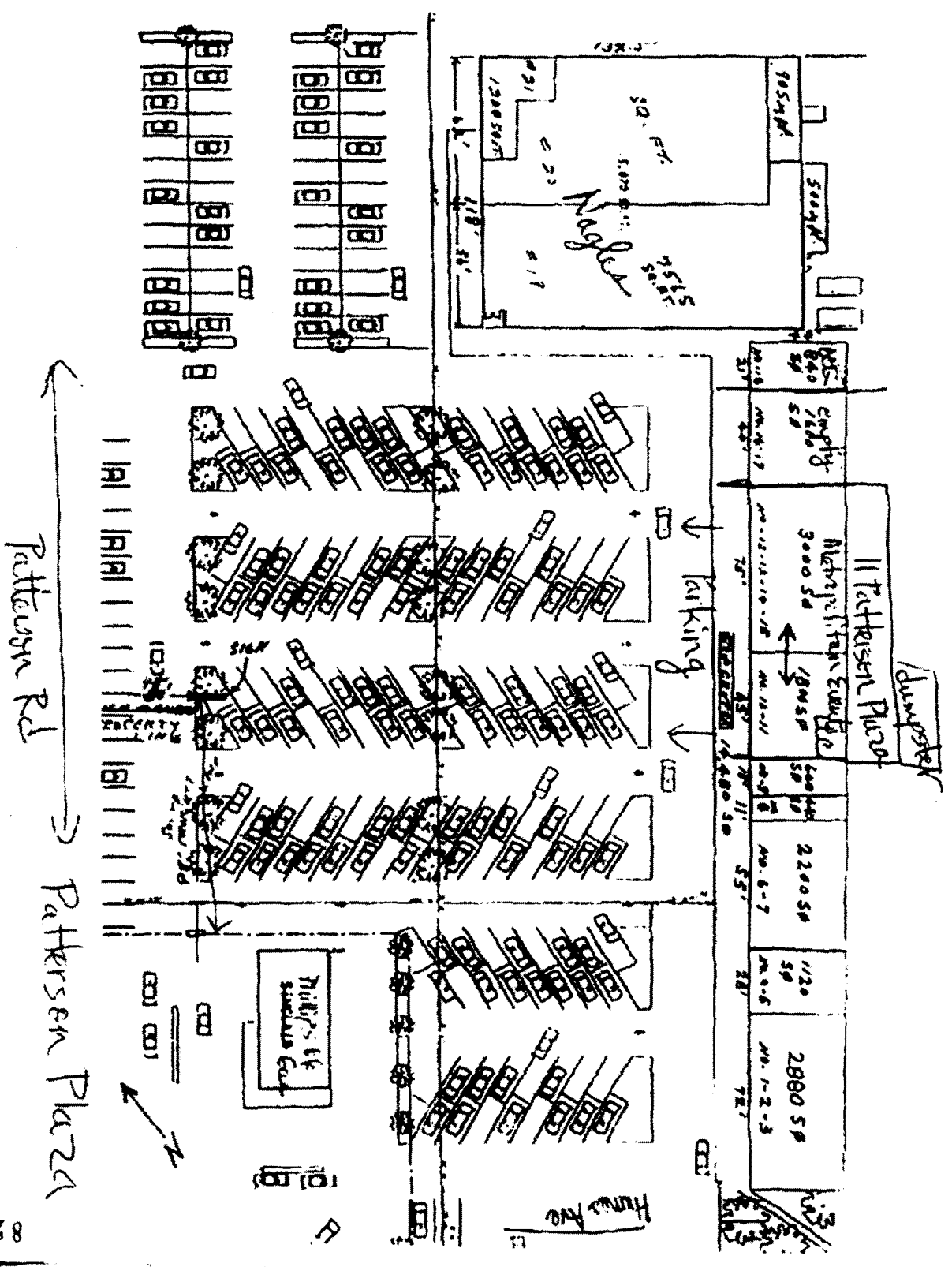
OCCUPANCY CALCULATIONS

BY: DE MARTINO 514-481-4694

SCALE: 1/8" = 1'-0"

MARCH 17, 2016

**11 PATTERSON PLAZA
 FLORISSANT, MO 63031**



CITY OF FLORISSANT



PUBLIC HEARING NOTICE

Notice is hereby given in accordance with Section 405.135 of the Florissant City Code, the Zoning Ordinance, as amended, that a Public Hearing will be held by the City Council of the City of Florissant, St. Louis County, Missouri, in the Council Chambers, 955 rue St. Francois, on Monday, August 13, 2018 at 7:30 P.M. on the following proposition, to wit:

To issue an amendment to B-5 Ordinance No. 8251 to HZ Props Re, LTD d/b/a Popeye's to allow for changes in the development plan in an existing B-5 Zoning District including site and material changes for the property located at 955 N Highway 67 (legal description to govern). Citizens and parties of interest will have the opportunity to be heard at said public hearing. Anyone with special needs should contact the City Clerk at least 5 days before said public hearing by calling 839-7630 or TDD 839-5142.

Karen Goodwin, MMC City Clerk.

1 INTRODUCED BY COUNCILMAN CAPUTA
2 SEPTEMBER 10, 2018

3
4 BILL NO. 9426 ORDINANCE NO.

5
6 **ORDINANCE AUTHORIZING AN APPROPRIATION OF \$27,000 FROM**
7 **THE PUBLIC SAFETY FUND OF WHICH \$20,000 IS APPROPRIATED**
8 **TO ACCOUNT NO. 17-5-17-26000 “UTILITIES-COURT” AND \$7,000 IS**
9 **APPROPRIATED TO ACCOUNT NO. 17-5-17-29000 “BUILDING**
10 **MAINTENANCE & SUPPLIES-COURT” TO ALLOW TO COVER**
11 **UTILITIES AND MAINTENANCE COSTS FOR THE NEW COURT**
12 **BUILDING AND POLICE ANNEX.**

13
14
15 BE IT ORDAINED BY THE COUNCIL OF THE CITY OF FLORISSANT, ST. LOUIS
16 COUNTY, MISSOURI, AS FOLLOWS:

17
18 Section 1: There is hereby authorized an appropriation of \$20,000 to account no. 17-5-
19 17-26000 “Utilities-Court” for utility expenses through the end of the fiscal year.

20 Section 2: There is hereby authorized an appropriation of \$7,000 to account no. 17-5-17-
21 29000 “Building Maintenance & Supplies-Court” for equipment maintenance through the end of
22 the fiscal year.

23 Section 3: This ordinance shall become in force and effect immediately upon its passage
24 and approval.

25 Adopted this _____ day of _____, 2018.

26
27
28
29 _____
30 Jeff Caputa
31 President of the Council
32 City of Florissant

33 Approved this _____ day of _____, 2018.

34
35
36 _____
37 Thomas P. Schneider
38 Mayor, City of Florissant

39 ATTEST:
40
41 _____
42 Karen Goodwin, MMC/MRCC
43 City Clerk

FLORISSANT CITY COUNCIL

9426

AGENDA REQUEST FORM

Date: 9/7/18

Mayor's Approval:

Agenda Date Requested:

9/10/2018

Description of request:

Ordinance authorizing an appropriation of \$27,000 from the Public Safety Fund of which \$20,000 is transferred to account no. 17-5-17-26000 "Utilities-Court" and \$7,000 is transferred to account no. 17-5-17-29000 "Building Maintenance & Supplies-Court"

Department: City Clerk

Recommending Board or Commission:

Type of request:

Ordinances	X	Other	X
Appropriation	x	Liquor License	
Transfer		Hotel License	
Zoning Amendment		Special Presentations	
Amendment		Resolution	
Special Use Transfer		Proclamation	
Special Use		Subdivision	
Budget Amendment			

Public Hearing needed: Yes / No

Y/N

3 readings? : Yes / No

Y/N

Yes

Back up materials attached:

Back up materials needed:

Minutes		Minutes	
Maps		Maps	
Memo	x	Memo	
Draft Ord.		Draft Ord.	


Note: Please include all attachments necessary for documents to be generated for inclusion on the Agenda. All agenda requests are to be turned in to the City Clerk by 5pm on Tuesday prior to the Council meeting.

For City Clerk Use Only:

Introduced by: _____

PH Speaker: _____

*cc to Council
9/7/18
KGR*



Memo To: City Council

Date: September 5, 2018

Thru: Mayor Thomas P. Schneider

From: Kimberlee Johnson
Director of Finance

Subject: Public Safety Fund Ongoing Utilities and Building Supplies \$27,000

Recently the City built the Municipal Court Florissant Division and Police Annex. The building will need funds to pay for utilities and building supplies. Please consider this for an emergency-reading due to the fact that the accounts are necessary for the functioning of the new building.

Therefore, it is requested that \$27,000.00 be appropriated from the Public Safety Fund Revenues and distributed as follows:

Creation of account 17-5-17-26000 – Utilities for \$20,000.00

Creation of account 17-5-17-29000 – Building Maintenance & Supplies for \$7,000.00

Thank you in advance.

Respectfully submitted,

Kimberlee Johnson, Director of Finance

1 INTRODUCED BY COUNCILMAN CAPUTA
2 SEPTEMBER 10, 2018

3
4 BILL NO. 9428 ORDINANCE NO.

5
6 **ORDINANCE AUTHORIZING A TRANSFER OF \$200,000 FROM**
7 **ACCOUNT NO. 49-10000 "POLICE-SALARIES" TO ACCOUNT NO. 40-**
8 **10000 "ADMINISTRATION-SALARIES" AND A TRANSFER OF \$200,000**
9 **FROM ACCOUNT NO. 49-13000 "POLICE BENEFITS" TO COVER**
10 **VARIOUS ADMINISTRATIVE SALARY EXPENSES THROUGH THE**
11 **END OF THE FISCAL YEAR.**

12
13 BE IT ORDAINED BY THE COUNCIL OF THE CITY OF FLORISSANT, ST. LOUIS
14 COUNTY, MISSOURI, AS FOLLOWS:

15
16 Section 1: There is hereby authorized a transfer of \$200,000 from account no. 49-10000
17 "Police-Salaries" to account no. 40-10000 "Administration-Salaries" to cover administrative
18 salaries through the end of the fiscal year.

19 Section 2: There is hereby authorized a transfer of \$200,000 from account no. 49-
20 13000 "Police Benefits" to cover various administrative salary expenses through the end of the
21 fiscal year and distributed as follows:

22	Court Salaries	41-10000	25,000
23	Media Salaries	70-10000	10,000
24	Prosecuting Attorney Salaries	35-10000	50,000
25	Housing Salaries	37-10000	25,000
26	Administration Salaries	40-10000	77,000
27	Administration Benefits	40-13000	13,000

28 Section 3: This ordinance shall become in force and effect immediately upon its passage
29 and approval.

30 Adopted this _____ day of _____, 2018.

31
32 _____
33 Jeff Caputa
34 President of the Council
35 City of Florissant

36 Approved this _____ day of _____, 2018.

37
38 _____
39 Thomas P. Schneider
40 Mayor, City of Florissant

41 ATTEST:
42
43 _____
44 Karen Goodwin, MMC/MRCC
45 City Clerk

1 INTRODUCED BY COUNCILMAN CAPUTA
2 SEPTEMBER 10, 2018

3
4 BILL NO. 9429 ORDINANCE NO.

5
6 **ORDINANCE AUTHORIZING A TRANSFER OF \$42,000 FROM**
7 **ACCOUNT NO. 45-10000 "PLAYGROUND-SALARIES" TO ACCOUNT**
8 **NO. 36-10000 "IT-SALARIES" AND \$6,000 FROM ACCOUNT NO. 45-**
9 **13000 "PLAYGROUND-BENEFITS" TO ACCOUNT NO'S 36-10000 "IT-**
10 **SALARIES" AND 36-13000 "IT-BENEFITS" TO COVER IT SALARIES**
11 **AND BENEFITS THROUGH THE END OF THE FISCAL YEAR.**

12
13 BE IT ORDAINED BY THE COUNCIL OF THE CITY OF FLORISSANT, ST. LOUIS
14 COUNTY, MISSOURI, AS FOLLOWS:

15
16 Section 1: There is hereby authorized a transfer of Ordinance authorizing a transfer of
17 \$42,000 from account no. 45-10000 "Playground-Salaries" to account no. 36-10000 "IT-
18 Salaries" to cover IT Salaries through the end of the fiscal year.

19 Section 2: There is hereby authorized a transfer of \$6,000 from account no. 45-13000
20 "Playground-Benefits" to cover IT salaries and benefits through the end of the fiscal year and
21 distributed as follows:

22 Account no. 36-10000 "IT-Salaries" \$3,000
23 Account no. 36-13000 "IT-Benefits" \$3,000
24

25 Section 3: This ordinance shall become in force and effect immediately upon its passage
26 and approval.

27 Adopted this _____ day of _____, 2018.

28
29 _____
30 Jeff Caputa
31 President of the Council
32 City of Florissant

33 Approved this _____ day of _____, 2018.

34
35 _____
36 Thomas P. Schneider
37 Mayor, City of Florissant

38 ATTEST:
39
40 _____
41 Karen Goodwin, MMC/MRCC
42 City Clerk

FLORISSANT CITY COUNCIL

AGENDA REQUEST FORM

Date: 9-6-18

9/10/18

Mayor's Approval:

Agenda Date Requested:

6/11/2018

Description of request:

Transfer Salaries and Benefits in General Fund between Departments to cover projected salaries and benefits

Department: City Clerk

Recommending Board or Commission:

Type of request:	Ordinances	X	Other	X
	Appropriation			Liquor License
Transfer		X	Hotel License	
Zoning Amendment			Special Presentations	
Amendment			Resolution	
Special Use Transfer			Proclamation	
Special Use			Subdivision	
Budget Amendment				
		Y/N		Y/N


Public Hearing needed: Yes / No 3 readings? : Yes / No

Back up materials attached:		Back up materials needed:	
Minutes		Minutes	
Maps		Maps	
Memo		Memo	
Draft Ord.		Draft Ord.	

Note: Please include all attachments necessary for documents to be generated for inclusion on the Agenda. All agenda requests are to be turned in to the City Clerk by 5pm on Tuesday prior to the Council meeting.

For City Clerk Use Only:
 Introduced by: _____
 PH Speaker: _____

cc to CC [unclear] + Mayor



Memo To: City Council

Date: September 6, 2018

Thru: Mayor Thomas P. Schneider

From: Kimberlee Johnson
Director of Finance

Subject: Transfer between Departments within General Fund to cover projected salaries and benefits

Requesting (3) readings. Currently there are insufficient funds budgeted for Salaries and Benefits in Admin, IT and Housing Departments due to Retirement Payouts. Other departments listed below will be over budget in October.

The Salary and Benefit projections are complete for 2018 Budget Year and after transferring these amounts, there will be sufficient salaries & benefits available for the Police, Health, Public Works and Civic Centers for payroll contingencies.

Transfer \$200,000 from Police Salaries 49-10000 to Admin Salaries 40-10000

Transfer \$200,000 from Police Benefits 49-13000, distributed as follows:

Court Salaries	41-10000	25,000
Media Salaries	70-10000	10,000
Pros Attny Salaries	35-10000	50,000
Housing Salaries	37-10000	25,000
Admin Salaries	40-10000	77,000
Admin Benefits	40-13000	13,000

Transfer \$42,000 from Playground Salaries 45-10000 to IT Salaries 36-10000

Transfer \$6,000 from Playground Benefits 45-13000, distributed as follows:

IT Salaries	36-10000	3,000
IT Benefits	36-13000	3,000

Respectfully submitted,

Kimberlee Johnson, Director of Finance

1 INTRODUCED BY COUNCILMAN CAPUTA
2 SEPTEMBER 24, 2018

3
4 BILL NO. 9431 ORDINANCE NO.

5
6 **ORDINANCE AUTHORIZING A TRANSFER OF \$3,000 FROM**
7 **ACCOUNT NO. 01-5-42-50010 "HEALTH DEPARTMENT-**
8 **PROFESSIONAL SERVICES" TO ACCOUNT NO. 01-5-42-26000**
9 **"HEALTH DEPARTMENT-UTILITIES" FOR THE PURPOSE OF**
10 **COVERING UTILITY EXPENSES THROUGH THE END OF THE**
11 **FISCAL YEAR.**

12
13 BE IT ORDAINED BY THE COUNCIL OF THE CITY OF FLORISSANT, ST. LOUIS
14 COUNTY, MISSOURI, AS FOLLOWS:

15
16 Section 1: There is hereby authorized a transfer of \$3,000 from account no. 01-5-42-
17 50010 "Health Department-Professional Services" to account no. 01-5-42-26000 "Health
18 Department-Utilities" for the purpose of covering utility expenses through the end of the fiscal
19 year.

20 Section 2: This ordinance shall become in force and effect immediately upon its passage
21 and approval.

22 Adopted this _____ day of _____, 2018.

23
24
25
26 _____
27 Jeff Caputa
28 President of the Council
29 City of Florissant


30 Approved this _____ day of _____, 2018.


31
32
33 _____
34 Thomas P. Schneider
35 Mayor, City of Florissant

36 ATTEST:

37 _____
38 Karen Goodwin, MPPA/MMC/MRCC
39 City Clerk
40

FLORISSANT CITY COUNCIL AGENDA REQUEST FORM

Date: 9/12/2018		Mayor's Approval: 	
Agenda Date Requested: 9/10/2018			
Description of request: Budget Transfer for Health - Utilities			
Transfer of Funds from 01-5-42-50010 to 01-5-42-26000			
(See Attached Memo)			
Department: Health			
Recommending Board or Commission: N/A			
Type of request:	Ordinances	X	Other
	Appropriation		Liquor License
	Transfer	X	Hotel License
	Zoning Amendment		Special Presentations
	Amendment		Resolution
	Special Use Transfer		Proclamation
	Special Use		Subdivision
	Budget Amendment		
	Y/N		Y/N
Public Hearing needed: Yes / No		3 readings? : Yes / No N	
Back up materials attached:		Back up materials needed:	
Minutes		Minutes	
Maps		Maps	
Memo	X	Memo	
Draft Ord.		Draft Ord.	
<p>Note: Please include all attachments necessary for documents to be generated for inclusion on the Agenda. All agenda requests are to be turned in to the City Clerk by 5pm on Tuesday prior to the Council meeting.</p>		<p>For City Clerk Use Only:</p> <p>Introduced by: _____</p> <p>PH Speaker: _____</p>	



Memo To: City Council

Date: September 12, 2018

Thru: Mayor Thomas P. Schneider

From: Todd M. Hughes, P.E.
Director of Public Works and Health

Copy: Kimberlee Johnson

Subject: **Budget Transfer for Health Department Utilities**

Due to higher than forecasted expenditures the Health department – Utilities account will need more funds to cover anticipated costs.

Therefore, I respectfully request that \$3,000 be transferred from Health Department- Professional Services Account 01-5-42-50010 to Health Department- Utilities Account 01500-5-42-26000.

Thank you in advance.

Respectfully submitted,

A handwritten signature in black ink, appearing to read "Todd M. Hughes".

Todd M Hughes, P.E.

1 INTRODUCED BY COUNCILMAN CAPUTA
2 SEPTEMBER 24, 2018

3
4 BILL NO. 9432 ORDINANCE NO.

5
6 **ORDINANCE AUTHORIZING AN AMENDMENT TO REVENUE**
7 **ACCOUNT NO. 01-43490 "GRANT REVENUE" IN THE AMOUNT OF**
8 **\$9,947.76 AND AN APPROPRIATION OF THE SAME AMOUNT TO**
9 **ACCOUNT NO. 01-5-49-21000 "POLICE UNIFORMS" FOR THE**
10 **PURCHASE OF BALLISTIC VESTS FROM GRANT FUNDS RECEIVED.**

11
12 BE IT ORDAINED BY THE COUNCIL OF THE CITY OF FLORISSANT, ST. LOUIS
13 COUNTY, MISSOURI, AS FOLLOWS:

14
15 Section 1: There is hereby authorized an amendment to revenue account no. 01-43490
16 "Grant Revenue" in the amount of \$9,947.76 for funds received from a grant.

17 Section 2: There is hereby authorized an appropriation of \$9,947.76 to account no. 01-5-
18 49-21000 "Police Uniforms" for the purchase of ballistic vests from grant funds received.

19 Section 3: This ordinance shall become in force and effect immediately upon its passage
20 and approval.

21
22 Adopted this _____ day of _____, 2018.

23
24
25
26 _____
27 Jeff Caputa
28 President of the Council
29 City of Florissant

30 Approved this _____ day of _____, 2018.

31
32
33 _____
34 Thomas P. Schneider
35 Mayor, City of Florissant

36 ATTEST:


37 _____
38 Karen Goodwin, MPPA/MMC/MRCC
39 City Clerk
40

FLORISSANT CITY COUNCIL

AGENDA REQUEST FORM

Date: 9/18/18

Mayer's Approval



Agenda Date Requested: 9/24/18

Description of request: Request to amend acct 01-43490 Grant Revenue acct in the amount of \$9947.76 and appropriate the same amount to account 0154921000 for the purchase of 12 Ballistic vests. This money is from an LEBB Grant

Department: Police

Recommending Board or Commission:

Type of request:

Ordinances	X	Other	X
Appropriation	<input checked="" type="checkbox"/>	Liquor License	
Transfer		Hotel License	
Zoning Amendment		Special Presentations	
Amendment		Resolution	
Special Use Transfer		Proclamation	
Special Use		Subdivision	
Budget Amendment			
	Y/N		Y/N

Public Hearing needed: Yes / (No)

3 readings? : Yes / No

Back up materials attached:		Back up materials needed:	
Minutes		Minutes	
Maps		Maps	
Memo	<input checked="" type="checkbox"/>	Memo	
Draft Ord.		Draft Ord.	

Note: Please include all attachments necessary for documents to be generated for inclusion on the Agenda. All agenda requests are to be turned in to the City Clerk by 5pm on Tuesday prior to the Council meeting.

For City Clerk Use Only:
 Introduced by: _____
 PH Speaker: _____

FLORISSANT POLICE DEPARTMENT

MEMORANDUM

Date: 09-17-2018

To: Chief Timothy Lowery

From: Captain Randy Boden

Subject Ballistic Vest Purchase 2017 Grant LLEBG-024

Sir;

The Department Received a LLEBG grant for the purchase of Ballistic Bullet Proof Vests Level III/IV. This grant was in the amount of \$9,947.76. These Ballistic vests will be placed in police vehicles for the officer to put on over their current vest. This will increase their protection against assault rifles and higher grades of ammunition. The purchase of 12 additional vests will be made through Leon's uniform supply under state bid number #RFPC30034901600735. Leon's was our supplier of a previous purchase of these exact same ballistic vests. This purchase will be of the exact same make and model vests that the officers are already trained on the use of. The funds for this purchase need to be transferred in the full amount of \$9,947.76 from account 01-434900 - Grant Revenue Account to Account 4921-Police Uniform Account. For further see attached quote.



Captain Randy Boden 362
Bureau of Support Services

1/30

STATE OF MISSOURI--REMITTANCE ADVICE

SERIES A		CHECK NO. 9001762		DISTRIBUTION CK CAT: VO	
DOC. NO.	ORDER NO.	INVOICE NO.	INV. DATE	AMOUNT	
812PG029195062 PUBLIC SAFETY-OPERATING		OFFICE OF THE	DIRECTOR	9,947.76	
DATE 08-23-2018			TOTAL AMOUNT		9,947.76

The State has implemented a new eProcurement system called MissouriBUYS. Check it out at MissouriBUYS.mo.gov.

THIS CHECK CONTAINS MULTIPLE FRAUD DETERRENT SECURITY FEATURES

TREASURER OF THE STATE OF MISSOURI
JEFFERSON CITY, MISSOURI

80-310
815

A9001762

IF NOT PRESENTED FOR PAYMENT WITHIN ONE YEAR FROM THE DATE OF ISSUANCE, THIS CHECK SHALL BE VOID. NO STATUTE 38.208

Account Protected via Positive Pay

PAY EXACTLY THE SUM OF TO THE ORDER OF *****9,947 DOLLARS AND --76 CENTS

CITY OF FLORISSANT-TREASURER

DATE
08-23-2018

\$ *****9,947.76

955 RUE ST FRANCOIS

FLORISSANT MO 63031



Sarah Stebbins
COMMISSIONER OF ADMINISTRATION



Central Bank
Jefferson City, Missouri 65102

Eric S. Schmidt
STATE TREASURER

⑈ 19001762⑈ ⑆081503102⑆ ⑈000132004⑈

MICHAEL L. PARSON
Governor

SANDRA K. KARSTEN
Acting Director

GREGGORY J. FAVRE
Deputy Director



Lewis & Clark State Office Bldg.
Mailing Address: P.O. Box 749
Jefferson City, MO 65101-0749
Telephone: 573-751-4905
Fax: 573-751-5399

STATE OF MISSOURI
DEPARTMENT OF PUBLIC SAFETY
OFFICE OF THE DIRECTOR

August 23, 2018

Capt. Randy Boden
1700 North Hwy 67
Florissant, MO 63033

Re: Subrecipient: Florissant, Police Department
Project Title: Level III/IV Ballistic Vest Project Continuation
Subaward Number: 2017-LLEBG-024

Dear Capt. Boden:

Enclosed you will find the check in the amount of your federal/state share award for the above mentioned subaward number and grant title under the 2018 Local Law Enforcement Block Grant (LLEBG) program.

It is recommended that agencies establish a separate bank account for these funds in order to accurately account for any interest that may be earned, if applicable. This is not required though if your accounting system can track the deposit, expenditure, and accrued interest (where applicable) on these funds. Any interest earned on the receipt of these funds is considered "program income" and must be expended during the project period (or returned to DPS).

The revised project period for the 2018 LLEBG program is January 1, 2018 to December 31, 2018. Funds must be obligated within this project period (meaning the equipment must be ordered), and funds must be expended no later than 60 days following the project period end date, which is March 1, 2019 (meaning the vendor must be paid).

Your agency was approved for a specific quantity of a type of equipment. While you are allowed to purchase a different make, model, or brand, or from a different vendor or manufacturer if so desired, you may not purchase more than the approved quantity of any type of item with grant monies. If your subaward requires a budget revision, a request must be submitted in WebGrants through the "Subaward Adjustment" component of the "My Grants" module. Subaward Adjustments must be submitted no later than October 31, 2018.

Following the purchase and payment of approved equipment items, your agency is required to submit a "Status Report". In WebGrants, select "My Grants", then select your grant title, next select "Status Reports", and click "Add". Please refer to the Compliance Training PowerPoint posted on the DPS-LLEBG webpage at <https://dps.mo.gov/dir/programs/cile/llebg.php> if you need a refresher on how to complete this report. A Status Report should be submitted immediately following the expenditure of funds but no later than March 10, 2019.

Upon submission of the Status Report, the Department of Public Safety will determine if there are any unexpended grant monies or unexpended program income monies and will contact your agency with further instructions if so.

If you have questions, please contact your DPS Internal Contact, which is identified in the "General Information" component of the grant within WebGrants.

Sincerely,

A handwritten signature in black ink that reads "Heather Haslag".

Heather Haslag
CJ/LE Program Manager

cc: File

Enclosure

1 INTRODUCED BY COUNCILMAN CAPUTA
2 SEPTEMBER 24, 2018

3
4 BILL NO. 9433 ORDINANCE NO.

5
6 **ORDINANCE AUTHORIZING AN APPROPRIATION OF \$5,000 FROM**
7 **THE GENERAL REVENUE FUND TO ACCOUNT NO. 01-5-40-54010**
8 **“SERVICE AWARDS” TO COVER EXPENSES FOR THE ANNUAL**
9 **EMPLOYEE APPRECIATION LUNCH.**

10
11 BE IT ORDAINED BY THE COUNCIL OF THE CITY OF FLORISSANT, ST. LOUIS
12 COUNTY, MISSOURI, AS FOLLOWS:

13
14 Section 1: There is hereby authorized an appropriation of \$5,000 from the General
15 Revenue Fund to account no. 01-5-40-54010 “Service Awards” to cover expenses for the annual
16 employee appreciation lunch

17 Section 2: This ordinance shall become in force and effect immediately upon its passage
18 and approval.

19
20 Adopted this _____ day of _____, 2018.

21
22
23
24 _____
25 Jeff Caputa
26 President of the Council
27 City of Florissant

28 Approved this _____ day of _____, 2018.

29
30
31 _____
32 Thomas P. Schneider
33 Mayor, City of Florissant

34 ATTEST:

35 _____
36 Karen Goodwin, MPPA/MMC/MRCC
37 City Clerk
38

FLORISSANT CITY COUNCIL

AGENDA REQUEST FORM

Date: 9/21/18

Mayor's Approval:

Agenda Date Requested:

9/24/2018

Description of request:

Request for an appropriation of \$5000 to account no. 4054 "Service Awards" for an employee appreciation lunch.

Department: City Clerk

Recommending Board or Commission:

Type of request:

Ordinances	X	Other	X
Appropriation	x	Liquor License	
Transfer		Hotel License	
Zoning Amendment		Special Presentations	
Amendment		Resolution	
Special Use Transfer		Proclamation	
Special Use		Subdivision	
Budget Amendment			

Y/N

Y/N

Public Hearing needed: Yes / No

3 readings? : Yes / No

N

Back up materials attached:

Back up materials needed:


Minutes		Minutes	
Maps		Maps	
Memo	x	Memo	
Draft Ord.		Draft Ord.	

Note: Please include all attachments necessary for documents to be generated for inclusion on the Agenda. All agenda requests are to be turned in to the City Clerk by 5pm on Tuesday prior to the Council meeting.

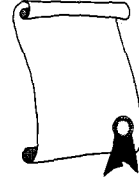
For City Clerk Use Only:

Introduced by: _____

PH Speaker: _____



Memorandum
City Of Florissant, Missouri
Office Of The City Clerk



TO: Mayor Schneider
FROM: Karen Goodwin, City Clerk
SUBJECT: **Appropriation Request**
Date: **9/21/18**

I would like to respectfully request an appropriation from the General Revenue Fund of \$5,000 to account no. 5054 "Service Awards" to provide for our annual employee appreciation event.

For many years we have held an appreciation event for the City Employees once a year for the Mayor to hand out service awards and allow the City Council to show their appreciation for the staff. This year our budget has fallen short of the funds necessary to pay for the event.

1 INTRODUCED BY COUNCILMAN CAPUTA
2 SEPTEMBER 24, 2018

3
4 BILL NO. 9434 ORDINANCE NO.

5
6 **ORDINANCE AUTHORIZING AN APPROPRIATION OF \$3,000 FROM**
7 **THE GENERAL REVENUE FUND TO ACCOUNT NO. 01-5-40-50062**
8 **“ADVERTISING” TO COVER ADVERTISING COSTS THROUGH THE**
9 **END OF THE FISCAL YEAR.**

10
11 BE IT ORDAINED BY THE COUNCIL OF THE CITY OF FLORISSANT, ST. LOUIS
12 COUNTY, MISSOURI, AS FOLLOWS:

13
14 Section 1: There is hereby authorized an appropriation of \$3,000 from the General
15 Revenue Fund to account no. 01-5-40-50062 “Advertising” to cover advertising costs through
16 the end of the fiscal year.

17 Section 2: This ordinance shall become in force and effect immediately upon its passage
18 and approval.

19
20 Adopted this _____ day of _____, 2018.

21
22
23
24 _____
25 Jeff Caputa
26 President of the Council
27 City of Florissant

28 Approved this _____ day of _____, 2018.

29
30 _____
31 Thomas P. Schneider
32 Mayor, City of Florissant

33 ATTEST:
34
35 _____
36 Karen Goodwin, MPPA/MMC/MRCC
37 City Clerk
38


FLORISSANT CITY COUNCIL

AGENDA REQUEST FORM

Date: 9/20/18 _____

Mayor's Approval

Agenda Date Requested: 9/24/2018



Description of request:

Request to appropriate \$3000 from the General Fund to Account 05-40-50062 to cover expenses to promote upcoming city sponsored events the rest of the fiscal year.

Department: [REDACTED]

Recommending Board or Commission:

Type of request:

Ordinances	X	Other	X
Appropriation	x	Liquor License	
Transfer		Hotel License	
Zoning Amendment		Special Presentations	
Amendment		Resolution	
Special Use Transfer		Proclamation	
Special Use		Subdivision	
Budget Amendment			
	Y/N		Y/N
Public Hearing needed: Yes / No	no	3 readings? : Yes / No	Yes


Back up materials attached:		Back up materials needed:	
Minutes		Minutes	
Maps		Maps	
Memo	x	Memo	
Draft Ord.		Draft Ord.	

Note: Please include all attachments necessary for documents to be generated for inclusion on the Agenda. All agenda requests are to be turned in to the City Clerk by 5pm on Tuesday prior to the Council meeting.

For City Clerk Use Only:

Introduced by: _____

PH Speaker: _____



FROM THE MAYOR'S OFFICE

Date: September 20, 2018
To: Florissant City Council
Thru: Mayor Thomas P. Schneider
From: Andy Quinones
CC: Kimberlee Johnson, Director of Finance and Karen Goodwin, City Clerk
Subject: Appropriation Request of Funds for Advertising

I am respectfully requesting to appropriate \$3,000 from the General Fund into Account 05-40-50062 (Advertising) to cover the rest of the fiscal year.

These funds will cover the expenses to promote upcoming city sponsored events the next couple of months which will include:

Fall Festival
Food Truck Knight
Race to the Shrine
Veterans' Day Parade
Christmas in Old Town

Respectfully submitted,